



SSP

Safety System Products

Data sheet ZEUS 11-13 14 30

Enabling-/Control unit

- Robust housing in IP65 and IP67
- Modular design
- Ergonomic design
- Combination of consent button and control unit
- LED diagnosis
- Increased protection against tampering through activity sensor
- Increased protection against tampering through SSP hand recognition
- Universal connection with fixed cable



we simplify safety



Safety System Products

ZEUS

General

General data

Type designation	ZEUS 11-13 14 30
Function type	Approval & operating unit
Approvals	TÜV, CE

Safety data

B10d value enable button	100.000
B10d value emergency stop button	100.000
Standards	
- 3-stage enabling switch	IEC60947-5-1, IEC60947-5-8, ISO12100-1, IEC60204-1
- Emergency Stop	EN 60947-5-5/A1:2005, EN 60947-5-1:2004, EN ISO 13850:2008
- EMV	DIN EN 55011:2009 + A1:2010, DIN EN 61000-4-3:2006 + A1:2008 + A2:2010, DIN EN 61000-4-6:2009

Environmental conditions

Storage temperature	-40°C ... 80°C
Operating temperature	-5°C ... 60°C
Protection class according to IEC/EN 60664	IP65, IP67
Clearance and creepage distances according to IEC/EN 60664	
- Overvoltage category	3
- Contamination level	III

Mechanical data

Dimensions (W x H x D)	
- Width	69 mm
- Length	71 mm
- Height	210 mm
Weight	330-400 g - depending on features and variant
Mechanical service life	100.000 cycles
Screw torque	0,8 Nm

Material

- Housing	PA6.6 30% GF, black
- Base plate	V2A
- Enabling switches	Silikon

Base plate

- With mounting bracket	only for use with the ZEUS H (SP-X-85-800-00)
- Screw connection	M20 female thread

Connection

- Connecting cable	
- Number of cores	21

we simplify safety



Safety System Products

ZEUS

General

- Cross-section	AWG24 (0,25mm ²)
- Material of conductor	CU, blank
- Core identification	according to DIN47100
- Cable diameter	max. 7 mm
- Cable length	5 m

Electrical data

Supply voltage UB	24V DC ± 5%
Rated operational voltage Ue	DC: 30 V
Rated operational current Ie	DC: 2,5 A

Enabling switches

- Switch type	2 Changeover contacts
- Service life	
- Position 1>2>1	1.000.000 cycles
- Position 1>2>3>1	100.000 cycles
- Rated operational voltage Ue	DC: 30V
- Rated operational current Ie	DC: 1A
- Contactresistor	max. 50 m ohm (initial value)

Emergency stop switch

- Switch type	2 Opening contacts
- Mechanical service life	50.000 cycles
- Electrical service life (at nominal load)	50.000 cycles
- Rated operational voltage Ue	24V
- Rated operational current Ie	2A
- Contact resistance	max. 50 m ohm (initial value)

Additional button on the front

- Switch type	1 Closing contact
- Mechanical service life	1.000.000 cycles
- Electrical service life (at nominal load)	1.000.000 cycles
- Rated operational voltage Ue	
- Rated operational current Ie	
- Contact resistance	max. 50 m ohm (initial value)

Additional button on the top

- Switch type	1 Closing contact
- Mechanical service life	1.000.000 cycles
- Electrical service life (at nominal load)	1.000.000 cycles
- Rated operational voltage Ue	
- Rated operational current Ie	
- Contact resistance	max. 50 m ohm (initial value)

Conenction

	Hardwired
X1	Spring-loaded terminal
X2	Spring-loaded terminal
X3	Spring-loaded terminal



Safety System Products

ZEUS

General

Number of terminals (X1,X2,X3)	21
Connection cross-sections (X1,X2,X3)	
- Conductor cross-section	
- single-wired	0,08 ... 0,5 mm ²
- fine-wired	0,08 ... 0,5 mm ²
- fine-wired (with wire end sleeve with plastic collar)	0,25 mm ²
- fine-wired (with wire end sleeve without plastic collar)	0,25 mm ²
Stripping length	5 ... 6 mm

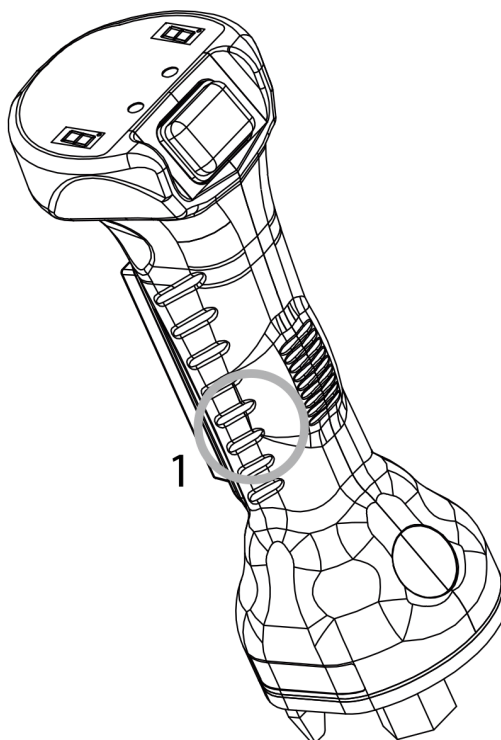
ZEUS

Features

In-Hand Sensor

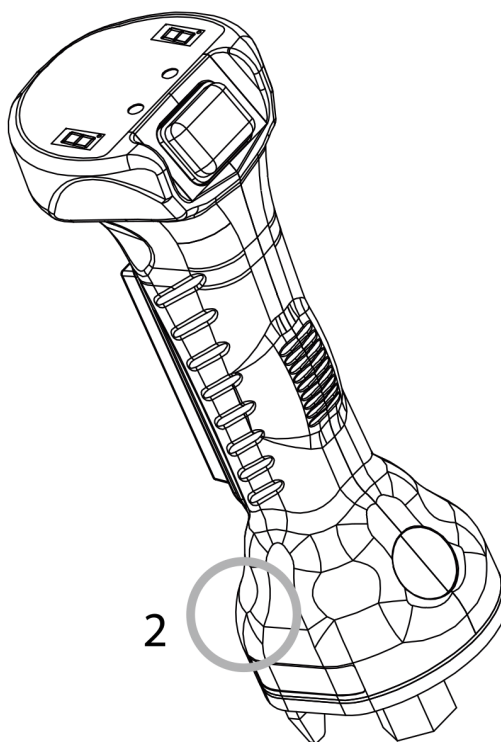
As soon as the enabling/operating unit (equipped with the „In-Hand Sensor“ (2)) is picked up, the sensor detects the hand and switches a signal to +24 VDC.

The movement is realized immediately to detect the hand. Switching off is slightly delayed (< 15s) when removing the hand.



Activity Sensor

As soon as the enabling/operating unit (equipped with the „Activity Sensor“ (2)) is removed from its holder a signal switches to +24 VDC.



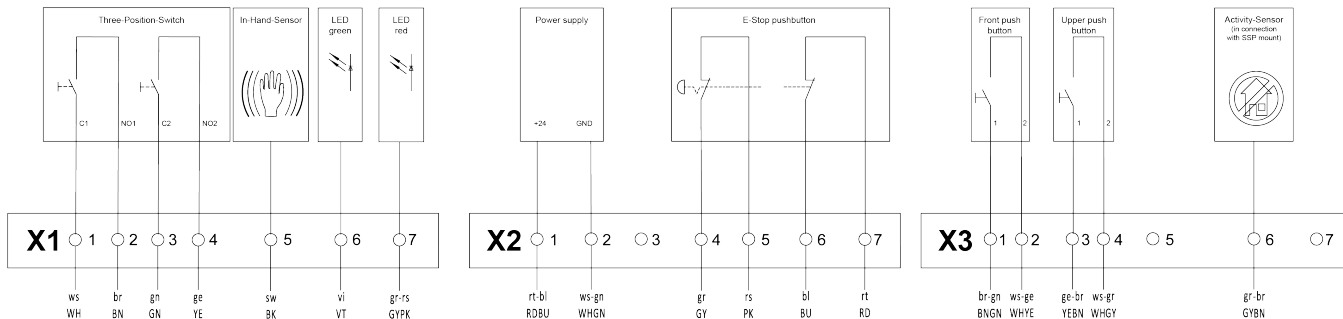


Safety System Products

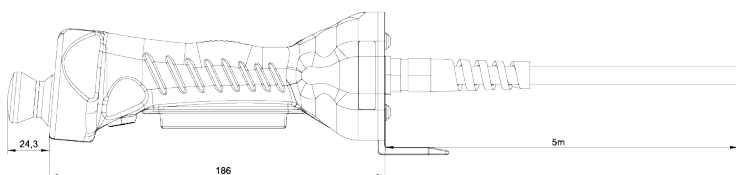
ZEUS

Features

Pinout



Dimensions



ZEUS

Equipment

Brackets

- Brackets for ZEUS approval/operating unit
- Designation
- Item number

ZEUS H

SP-X-85-800-00

Safety relay series S2

- Item number

SP-K-70-001-00

ZEUS

Equipment

Universal hook

SP UH-K

