Wiring Diagram – Cap Start/Cap Run Motor

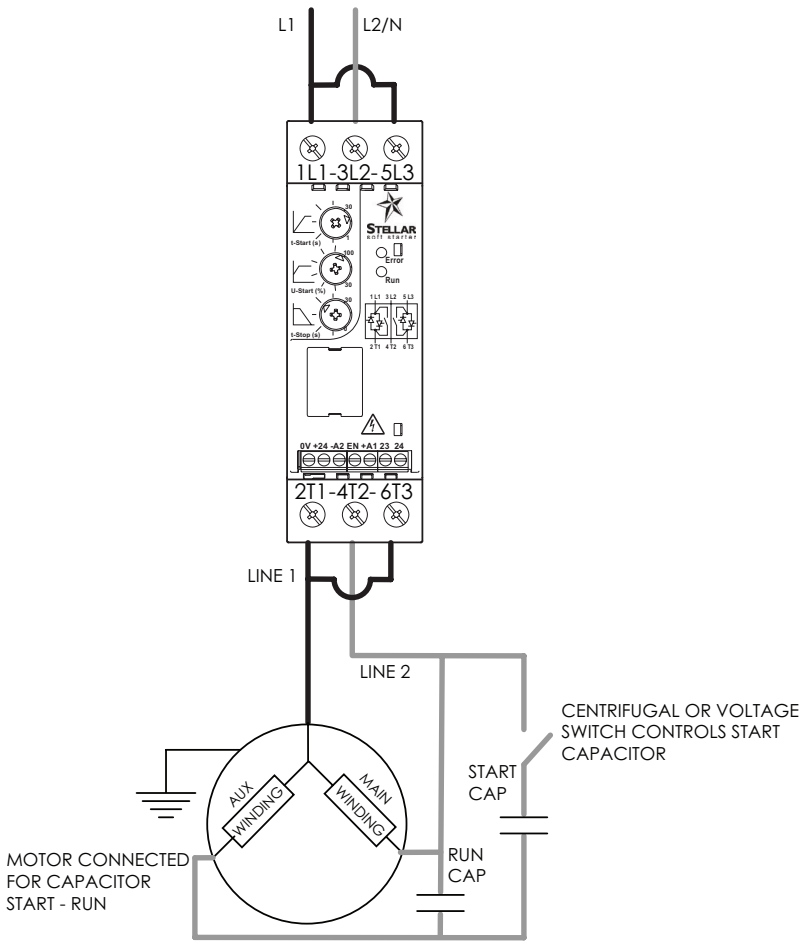

SR22 Single Phase Motor Connectivity

IH, MTF2 - Rotation - Clockwise (Viewed from ODE)

IH MTF2 Nameplate

208-230/1PH

L1	L2	Jumper To L1
1L1	3L2	5L3
SR22 Soft Starter		
2T1	4T2	6T3
P1	8 4	Jumper To 2T1

1, 5 — Connect Together

IH, MTF2 - Rotation - Counter Clockwise (Viewed from ODE)

IH MTF2 Nameplate

208-230/1PH

L1	L2	Jumper To L1
1L1	3L2	5L3
SR22 Soft Starter		
2T1	4T2	6T3
P1	5 4	Jumper to 2T1

1, 8 — Connect Together

All MTF2-XXX-1B18 Motors

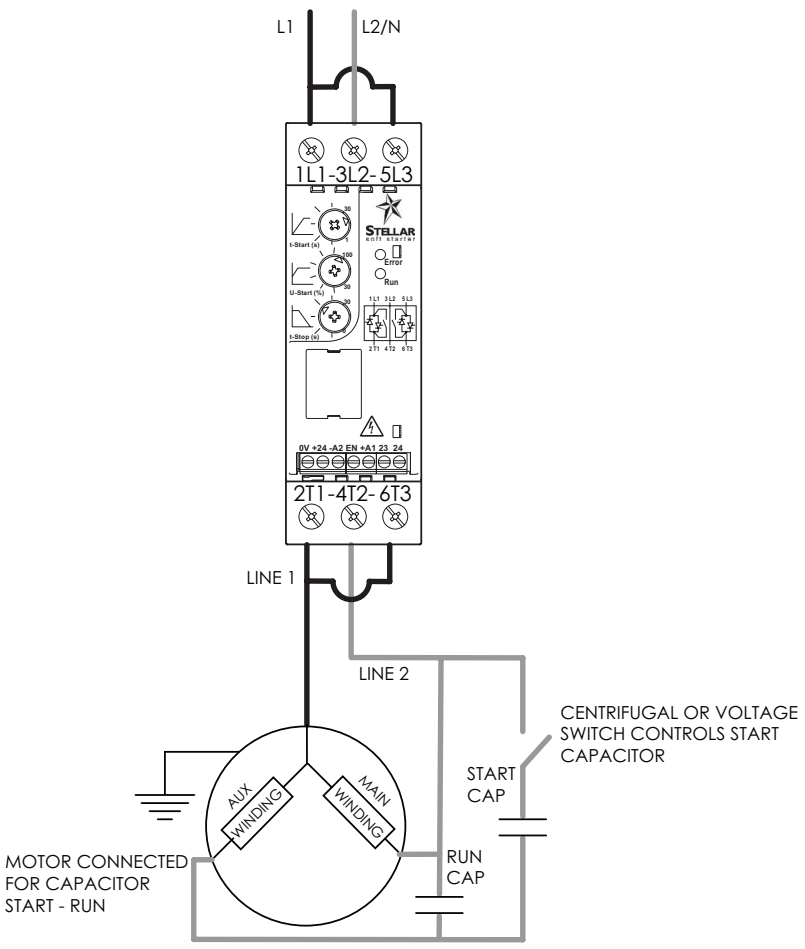

SR22 Single Phase Motor Connectivity

IH, MTR2 - Rotation - Clockwise (Viewed from ODE)

IH MTR2 Nameplate

115/1PH

L1	N	Jumper To L1
1L1	3L2	5L3
SR22 Soft Starter		
2T1	4T2	6T3
Line 1 T1 (Blue) T3 (Org) T8 (Red)	Line 2 T2 (Wht) T4 (Yel) T5 (Blk)	Jumper to 2T1

230/1PH

L1	L2	Jumper To L1
1L1	3L2	5L3
SR22 Soft Starter		
2T1	4T2	6T3
Line 1 T1 (Blue)	Line 2 T4 (Yel) T5 (Blk)	Jumper To 2T1

T3 (Org), T8 (Red), T2 (Wht) — Connect Together

IH, MTR2 - Rotation - Counter Clockwise (Viewed from ODE)

IH MTR2 Nameplate

115/1PH

L1	N	Jumper To L1
1L1	3L2	5L3
SR22 Soft Starter		
2T1	4T2	6T3
Line 1 T1 (Blue) T3 (Org) T5 (Blk)	Line 2 T2 (Wht) T4 (Yel) T8 (Red)	Jumper to 2T1

230/1PH

L1	L2	Jumper To L1
1L1	3L2	5L3
SR22 Soft Starter		
2T1	4T2	6T3
Line 1 T1 (Blue)	Line 2 T4 (Yel) T8 (Red)	Jumper to 2T1

T3 (Org), T5 (Blk), T2 (Wht) — Connect Together

MTR2-1P5-1AB18
MTR2-1P5-1AB36
MTR2-002-1AB18
MTR2-002-1AB36

Wiring Diagram – Cap Run Motor

SR22 Single Phase Motor Connectivity

IH, MTR2 - Rotation - Clockwise (Viewed from ODE)

	115/1PH			230/1PH				
	L1	N	Jumper To L1	L1	L2	Jumper To L1		
	1L1	3L2	5L3	1L1	3L2	5L3		
	SR22 Soft Starter			SR22 Soft Starter				
	2T1	4T2	6T3	2T1	4T2	6T3		
IH MTR2 Nameplate	Line 1 T1 (Blue) T3 (Org) T8 (Red)	Line 2 T2 (Wht) T4 (Yel) T5 (Blk)	Jumper to 2T1	Line 1 T1 (Blue)	Line 2 T4 (Yel) T5 (Blk)	Jumper To 2T1	T3 (Org) T8 (Red) T2 (Wht)	Connect Together

IH, MTR2 - Rotation - Counter Clockwise (Viewed from ODE)

	115/1PH			230/1PH				
	L1	N	Jumper To L1	L1	L2	Jumper To L1		
	1L1	3L2	5L3	1L1	3L2	5L3		
	SR22 Soft Starter			SR22 Soft Starter				
	2T1	4T2	6T3	2T1	4T2	6T3		
IH MTR2 Nameplate	Line 1 T1 (Blue) T3 (Org) T5 (Blk)	Line 2 T2 (Wht) T4 (Yel) T8 (Red)	Jumper to 2T1	Line 1 T1 (Blue)	Line 2 T4 (Yel) T8 (Red)	Jumper to 2T1	T3 (Org) T5 (Blk) T2 (Wht)	Connect Together

<

MTR2-P33-1AB18
MTR2-P33-1AB36
MTR2-P50-1AB50
MTR2-P50-1AB36
MTR2-P75-1AB18
MTR2-P75-1AB36
MTR2-001-1AB18
MTR2-001-1AB36

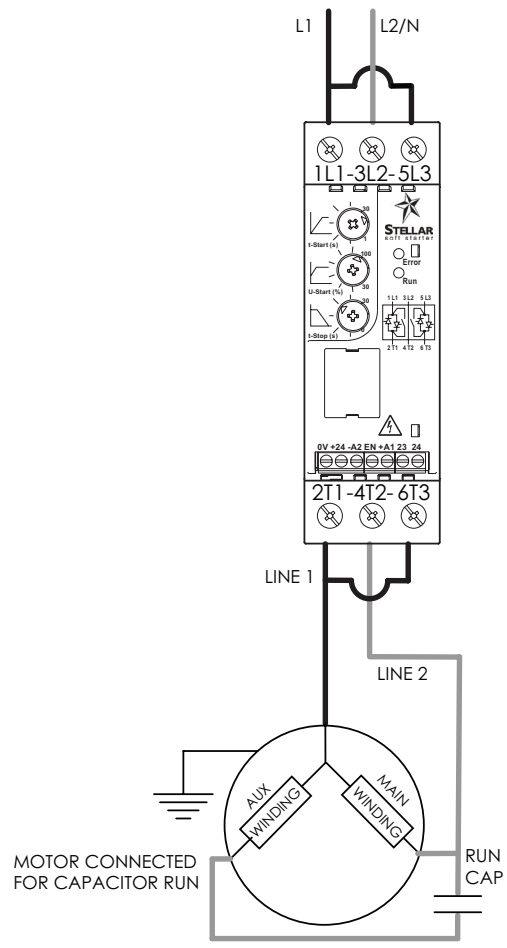

Wiring Diagram – Cap Start/Cap Run Motor – High Start Torque

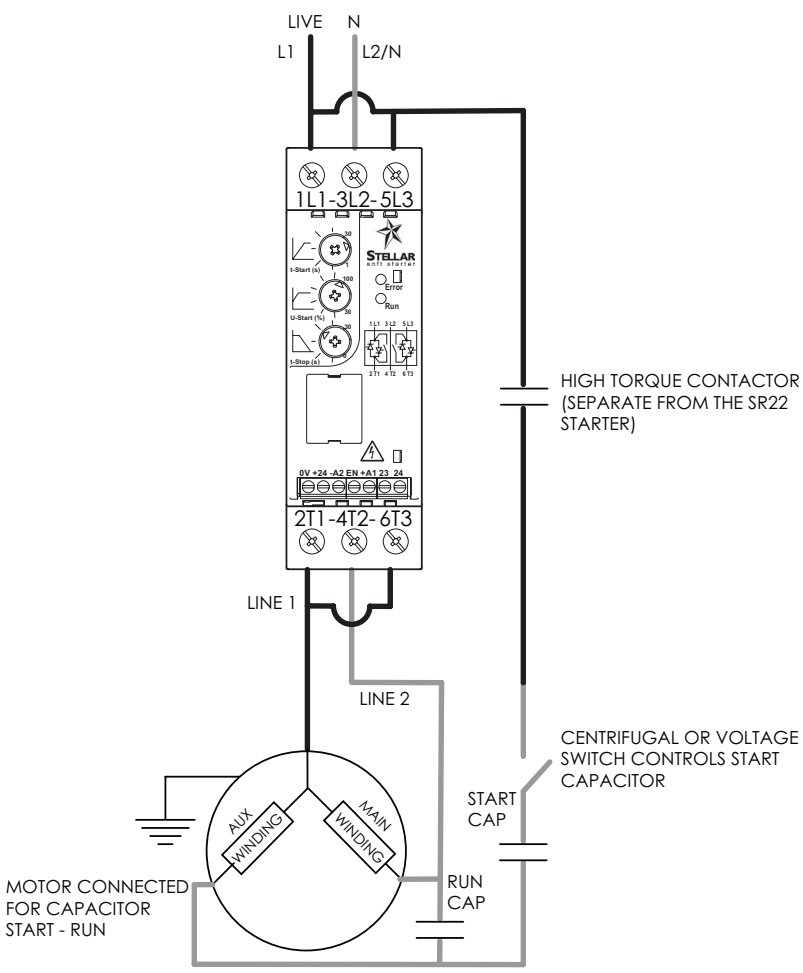

SR22 Single Phase Motor Connectivity

IH, MTR2 - Rotation - Clockwise (Viewed from ODE) - High Start Torque - Cap Start / Cap Run Only!

		115/1PH			230/1PH				
	T8 (Red) >	L1	N	Jumper To L1	L1	L2	Jumper To L1	< T8 (Red)	
		1L1	3L2	5L3	1L1	3L2	5L3		
		SR22 Soft Starter			SR22 Soft Starter				
		2T1	4T2	6T3	2T1	4T2	6T3		
IH MTR2 Nameplate		Line 1 T1 (Blue) T3 (Org)	Line 2 T2 (Wht) T4 (Yel) T5 (Blk)	Jumper to 2T1	Line 1 T1 (Blue)	Line 2 T4 (Yel) T5 (Blk)	Jumper To 2T1	T3 (Org) T2 (Wht)	Connect Together

IH, MTR2 - Rotation - Counter Clockwise (Viewed from ODE) - High Start Torque - Cap Start / Cap Run Only!

		115/1PH			230/1PH				
	T5 (Blk) >	L1	N	Jumper To L1	L1	L2	Jumper To L1	< T5 (Blk)	
		1L1	3L2	5L3	1L1	3L2	5L3		
		SR22 Soft Starter			SR22 Soft Starter				
		2T1	4T2	6T3	2T1	4T2	6T3		
IH MTR2 Nameplate		Line 1 T1 (Blue) T3 (Org)	Line 2 T2 (Wht) T4 (Yel) T8 (Red)	Jumper to 2T1	Line 1 T1 (Blue)	Line 2 T4 (Yel) T8 (Red)	Jumper to 2T1	T3 (Org) T2 (Wht)	Connect Together

<

MTR2-1P5-1AB18
MTR2-1P5-1AB36
MTR2-002-1AB18
MTR2-002-1AB36