


STRIDE[®] ANTENNA

MODEL #SE-ANT210

WHIP/STRAIGHT 2.4 GHz WiFi ANTENNA, CONNECTOR MOUNT
FOR USE WITH SE-SL3011-WF

Features

- 2.4 GHz WiFi
- RP-SMA Male connector
- IP65 rating
- Extended operating temperature range
- RoHS Compliant



Electrical Specifications	
Communication System	2.4 GHz WiFi
Frequency (MHz)	2400–2500
Bandwidth	100MHz
Efficiency	> 40%
Peak Gain	Max 1.8 dBi
Impedance	50Ω
Polarization	Vertical
Radiation Pattern	Omni-directional
Electrical Length	1/4 wavelength
Input Power	1W Max

Environmental Specifications	
Operating Temperature Range	-40°C to 85°C [-40°F to 185°F]
Storage Temperature Range	-40°C to 105°C [-40°F to 221°F]
Relative Humidity	Up to 95% non-condensing

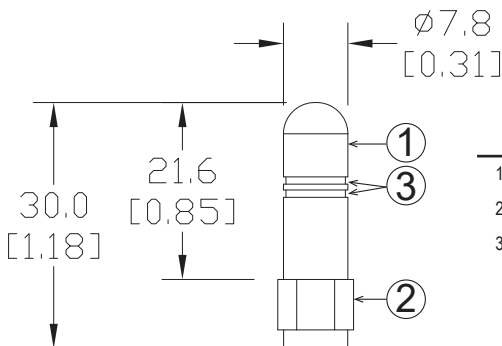


NOTE: ANTENNA IS REQUIRED AND MUST REMAIN CONNECTED DURING OPERATION

1-800-633-0405

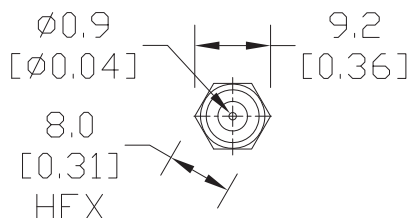
www.AutomationDirect.com

Mechanical Drawing unit: mm [in]



Materials

1	Housing	TPEE Black
2	Connector	RP-SMA Male (Brass)
3	Color Stripes	Green Acrylic



Additional Help and Support

- For additional product support, specifications, and installation, a User Manual, SE-SLVPN-USER-M, is available for the accompanying VPN Router as a downloadable PDF file from the Online Documentation area of www.AutomationDirect.com
- For additional technical support and questions, call our Technical Support team @ 770-844-4200.

