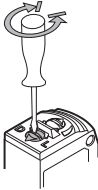



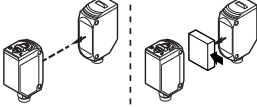
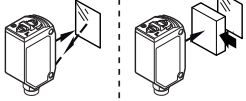
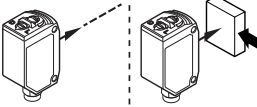
Short instructions FM

! The unit must be connected by a qualified electrician.

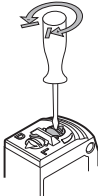

Settings

Set the output function

		<ul style="list-style-type: none"> ▶ Switch set to D: dark-on mode ▶ Switch set to L: light-on mode
---	---	---

FMRE / FMRR	FMRP	FMRS / FMR6																														
<p>Output PNP/NPN</p>  <p>Switch set to</p> <table border="0"> <tr> <td>L</td> <td>Output</td> </tr> <tr> <td>_____</td> <td>ON</td> </tr> <tr> <td>_____</td> <td>OFF</td> </tr> <tr> <td>D</td> <td>ON</td> </tr> <tr> <td>_____</td> <td>OFF</td> </tr> </table>	L	Output	_____	ON	_____	OFF	D	ON	_____	OFF	<p>Output PNP/NPN</p>  <p>Switch set to</p> <table border="0"> <tr> <td>L</td> <td>Output</td> </tr> <tr> <td>_____</td> <td>ON</td> </tr> <tr> <td>_____</td> <td>OFF</td> </tr> <tr> <td>D</td> <td>ON</td> </tr> <tr> <td>_____</td> <td>OFF</td> </tr> </table>	L	Output	_____	ON	_____	OFF	D	ON	_____	OFF	<p>Output PNP/NPN</p>  <p>Switch set to</p> <table border="0"> <tr> <td>L</td> <td>Output</td> </tr> <tr> <td>_____</td> <td>ON</td> </tr> <tr> <td>_____</td> <td>OFF</td> </tr> <tr> <td>D</td> <td>ON</td> </tr> <tr> <td>_____</td> <td>OFF</td> </tr> </table>	L	Output	_____	ON	_____	OFF	D	ON	_____	OFF
L	Output																															
_____	ON																															
_____	OFF																															
D	ON																															
_____	OFF																															
L	Output																															
_____	ON																															
_____	OFF																															
D	ON																															
_____	OFF																															
L	Output																															
_____	ON																															
_____	OFF																															
D	ON																															
_____	OFF																															

Set the sensitivity

		<ul style="list-style-type: none"> ▶ Increase sensitivity: turn the setting screw of the potentiometer clockwise. ▶ Decrease sensitivity: turn the setting screw of the potentiometer anti-clockwise.
--	--	---

FMRE / FMRR	FMRP	FMRS / FMR6
