



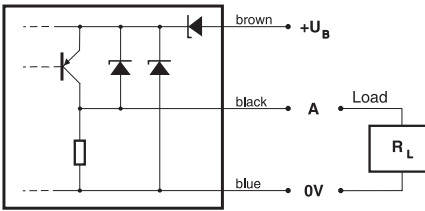
Diffuse sensor

PNP type - Output light-ON

Part number **C18D-AP-1A**

Sensing range (on mat white paper) **600 mm**
200 x 200 mm

Wiring



U_B 10 ... 36 VDC
 I_A 200 mA max.

Window glass
A light-ON

COVADC72



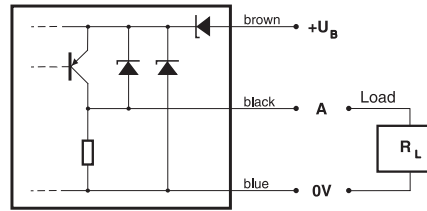
Diffuse sensor

PNP type - Output light-ON

Part number **C18D-AP-1A**

Sensing range (on mat white paper) **600 mm**
200 x 200 mm

Wiring



U_B 10 ... 36 VDC
 I_A 200 mA max.

Window glass
A light-ON

COVADC72



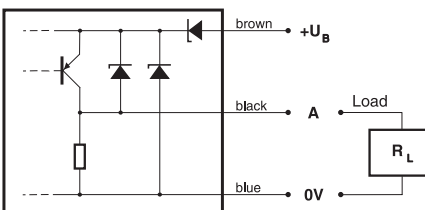
Diffuse sensor

PNP type - Output light-ON

Part number **C18D-AP-1A**

Sensing range (on mat white paper) **600 mm**
200 x 200 mm

Wiring



U_B 10 ... 36 VDC
 I_A 200 mA max.

Window glass
A light-ON

COVADC72



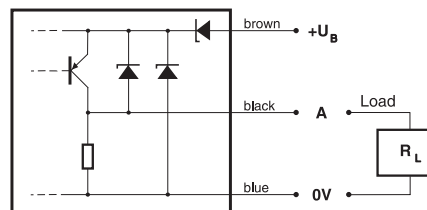
Diffuse sensor

PNP type - Output light-ON

Part number **C18D-AP-1A**

Sensing range (on mat white paper) **600 mm**
200 x 200 mm

Wiring



U_B 10 ... 36 VDC
 I_A 200 mA max.

Window glass
A light-ON

COVADC72



Mounting recommendations

Mounting

Mounting is possible in any position. For devices with threaded M18 housing, the use of the 2 supplied nuts is recommended. The maximum tightening torque of 20 Nm must not be exceeded.

Environment

Any deposit on the window reduces the operating distance. The mounting position should be chosen, whenever possible, in order to prevent dust deposits (optical face not facing upwards) and so that liquids cannot reach the window. Furthermore, accessibility for cleaning should be provided.

Cable

The standard cable (PVC) is not suitable for use in environments containing oil or solvents, nor for repeated bending. In these cases, versions with highly flexible PUR cables are recommended.

Distance setting

The actual operating distance can be set by means of the built-in potentiometer. Initial setting is at its maximum and should only be reduced if necessary (turn the screw counter-clockwise). For reliable operation, the green LED (excess-gain indication) must light up. The yellow LED indicates the output state.

Cleaning

For cleaning, a soft cloth moistened with isopropanol or soapy water is recommended.

Important notice

These proximity switches must not be used in applications where the safety of people is dependent on their functioning.

For further information, please refer to the catalog.

This product is protected by one or several of the following US patents: 5 182 612, 5 767 444, 5 675 143, 5 764 351, 6 031 430, 6 130 489, 6 133 654, 6 133 988. Further patents pending.

CORADC70

Mounting recommendations

Mounting

Mounting is possible in any position. For devices with threaded M18 housing, the use of the 2 supplied nuts is recommended. The maximum tightening torque of 20 Nm must not be exceeded.

Environment

Any deposit on the window reduces the operating distance. The mounting position should be chosen, whenever possible, in order to prevent dust deposits (optical face not facing upwards) and so that liquids cannot reach the window. Furthermore, accessibility for cleaning should be provided.

Cable

The standard cable (PVC) is not suitable for use in environments containing oil or solvents, nor for repeated bending. In these cases, versions with highly flexible PUR cables are recommended.

Distance setting

The actual operating distance can be set by means of the built-in potentiometer. Initial setting is at its maximum and should only be reduced if necessary (turn the screw counter-clockwise). For reliable operation, the green LED (excess-gain indication) must light up. The yellow LED indicates the output state.

Cleaning

For cleaning, a soft cloth moistened with isopropanol or soapy water is recommended.

Important notice

These proximity switches must not be used in applications where the safety of people is dependent on their functioning.

For further information, please refer to the catalog.

This product is protected by one or several of the following US patents: 5 182 612, 5 767 444, 5 675 143, 5 764 351, 6 031 430, 6 130 489, 6 133 654, 6 133 988. Further patents pending.

CORADC70

Mounting recommendations

Mounting

Mounting is possible in any position. For devices with threaded M18 housing, the use of the 2 supplied nuts is recommended. The maximum tightening torque of 20 Nm must not be exceeded.

Environment

Any deposit on the window reduces the operating distance. The mounting position should be chosen, whenever possible, in order to prevent dust deposits (optical face not facing upwards) and so that liquids cannot reach the window. Furthermore, accessibility for cleaning should be provided.

Cable

The standard cable (PVC) is not suitable for use in environments containing oil or solvents, nor for repeated bending. In these cases, versions with highly flexible PUR cables are recommended.

Distance setting

The actual operating distance can be set by means of the built-in potentiometer. Initial setting is at its maximum and should only be reduced if necessary (turn the screw counter-clockwise). For reliable operation, the green LED (excess-gain indication) must light up. The yellow LED indicates the output state.

Cleaning

For cleaning, a soft cloth moistened with isopropanol or soapy water is recommended.

Important notice

These proximity switches must not be used in applications where the safety of people is dependent on their functioning.

For further information, please refer to the catalog.

This product is protected by one or several of the following US patents: 5 182 612, 5 767 444, 5 675 143, 5 764 351, 6 031 430, 6 130 489, 6 133 654, 6 133 988. Further patents pending.

CORADC70

Mounting recommendations

Mounting

Mounting is possible in any position. For devices with threaded M18 housing, the use of the 2 supplied nuts is recommended. The maximum tightening torque of 20 Nm must not be exceeded.

Environment

Any deposit on the window reduces the operating distance. The mounting position should be chosen, whenever possible, in order to prevent dust deposits (optical face not facing upwards) and so that liquids cannot reach the window. Furthermore, accessibility for cleaning should be provided.

Cable

The standard cable (PVC) is not suitable for use in environments containing oil or solvents, nor for repeated bending. In these cases, versions with highly flexible PUR cables are recommended.

Distance setting

The actual operating distance can be set by means of the built-in potentiometer. Initial setting is at its maximum and should only be reduced if necessary (turn the screw counter-clockwise). For reliable operation, the green LED (excess-gain indication) must light up. The yellow LED indicates the output state.

Cleaning

For cleaning, a soft cloth moistened with isopropanol or soapy water is recommended.

Important notice

These proximity switches must not be used in applications where the safety of people is dependent on their functioning.

For further information, please refer to the catalog.

This product is protected by one or several of the following US patents: 5 182 612, 5 767 444, 5 675 143, 5 764 351, 6 031 430, 6 130 489, 6 133 654, 6 133 988. Further patents pending.

CORADC70