

# SCE ELECTRICAL INTERLOCK DEFEATER

**SCE-EKDF** IS A KEY OPERATED MOMENTARY SWITCH WITH CONTACTS NORMALLY CLOSED.

THE SWITCH PROVIDES A MEANS FOR INTERRUPTING THE CIRCUIT TO THE ELECTRICAL INTERLOCK BY TURNING A KEY CLOCKWISE TO OPERATE THE SWITCH (KEYS INCLUDED). THE ENCLOSURE DOOR CAN THEN BE OPENED WITHOUT DISCONNECTING THE POWER SOURCE TO THE ENCLOSURE.

**WIRE LEAD:** 6" BLACK, 22 AWG INSULATED WIRES INCLUDED.


**CONTACT RATING:**

**Q CONTACT MATERIAL:**


- 4 AMPS @ 125 V AC OR 28 V DC
- 2 AMPS @ 250 V AC (UL/CSA)



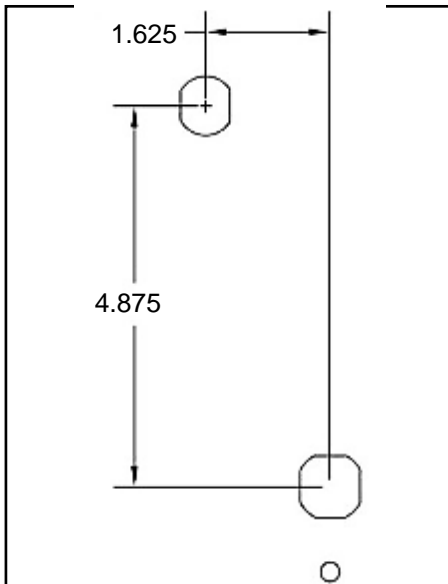
**"MOMENTARY OFF"**



**"MOMENTARY ON"**



**TYPICAL LOCATION**



SCE-EKDF CUTOUT SHOWN WITH HANDLE CUTOUT FOR REFERENCE.

 = MOMENTARY ON/OFF