

## FOGLIO ISTRUZIONI Montaggio piastra base e coperchio per colonne FMC

### GENERALITÀ

Il presente foglio istruzioni illustra le operazioni necessarie per il corretto montaggio della piastra base e del coperchio per colonne FMC.

### MONTAGGIO PIASTRA DI BASE (figura 1)

- Fissare la piastra base come indicato in fig.1, tramite le apposite viti in dotazione.

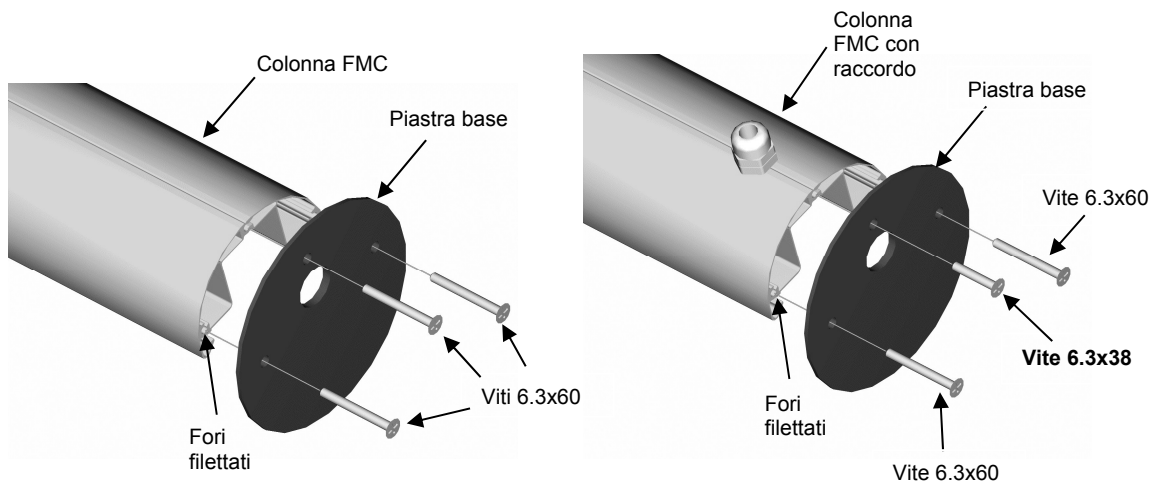


Figura 1

### MONTAGGIO COPERCHIO CON LIVELLA (figura 2)

- Fissare il coperchio con livella come indicato in fig.2, tramite le apposite viti in dotazione

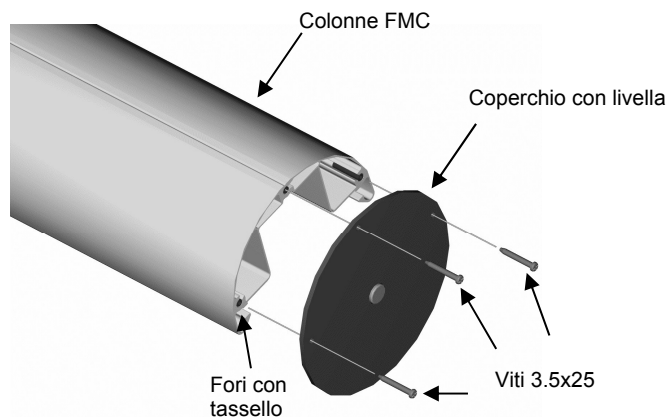


Figura 2



## TECHNICAL SHEET

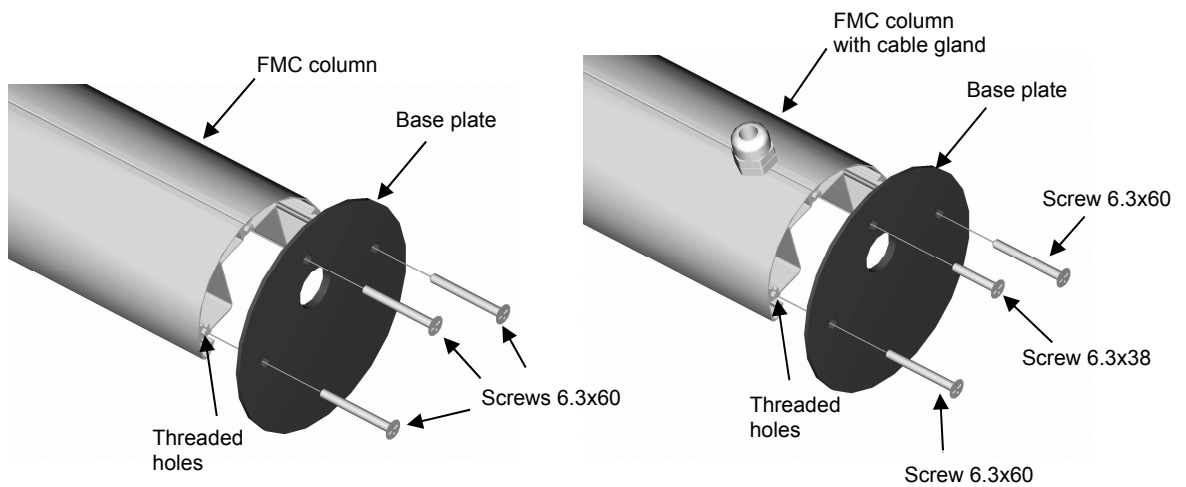
### Plate and cover for FMC columns assembly

#### OVERVIEW

This instruction sheet describes the necessary steps for the correct assembly of the plate and cover for FMC columns.

#### MOUNTING BASE PLATE (figure 1)

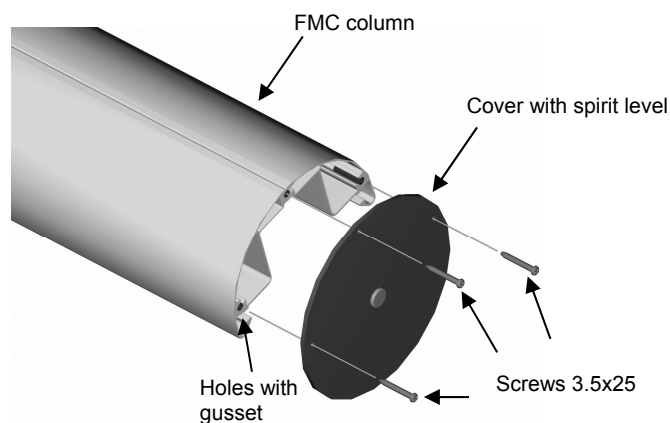
- Fasten the base plate as shown in Figure 1, using the provided screws.



**Figure 1**

#### COVER WITH SPIRIT LEVEL ASSEMBLY (figure 2)

- Secure the cover with spirit level as shown in Figure 2, using the supplied screws.



**Figure 2**