

PRODUCT INFORMATION PACKET



Model No: 056C17F5320

Catalog No: G570

General Purpose Motor, 0.33 & 0.25 HP, 1 Ph, 60 & 50 Hz, 115/208-230 & 110/220 V, 1800 & 1500 RPM,
56C Frame, TEFC



Regal and LEESON are trademarks of Regal Rexnord Corporation or one of its affiliated companies.
©2025 Regal Rexnord Corporation, All Rights Reserved. MC017097E



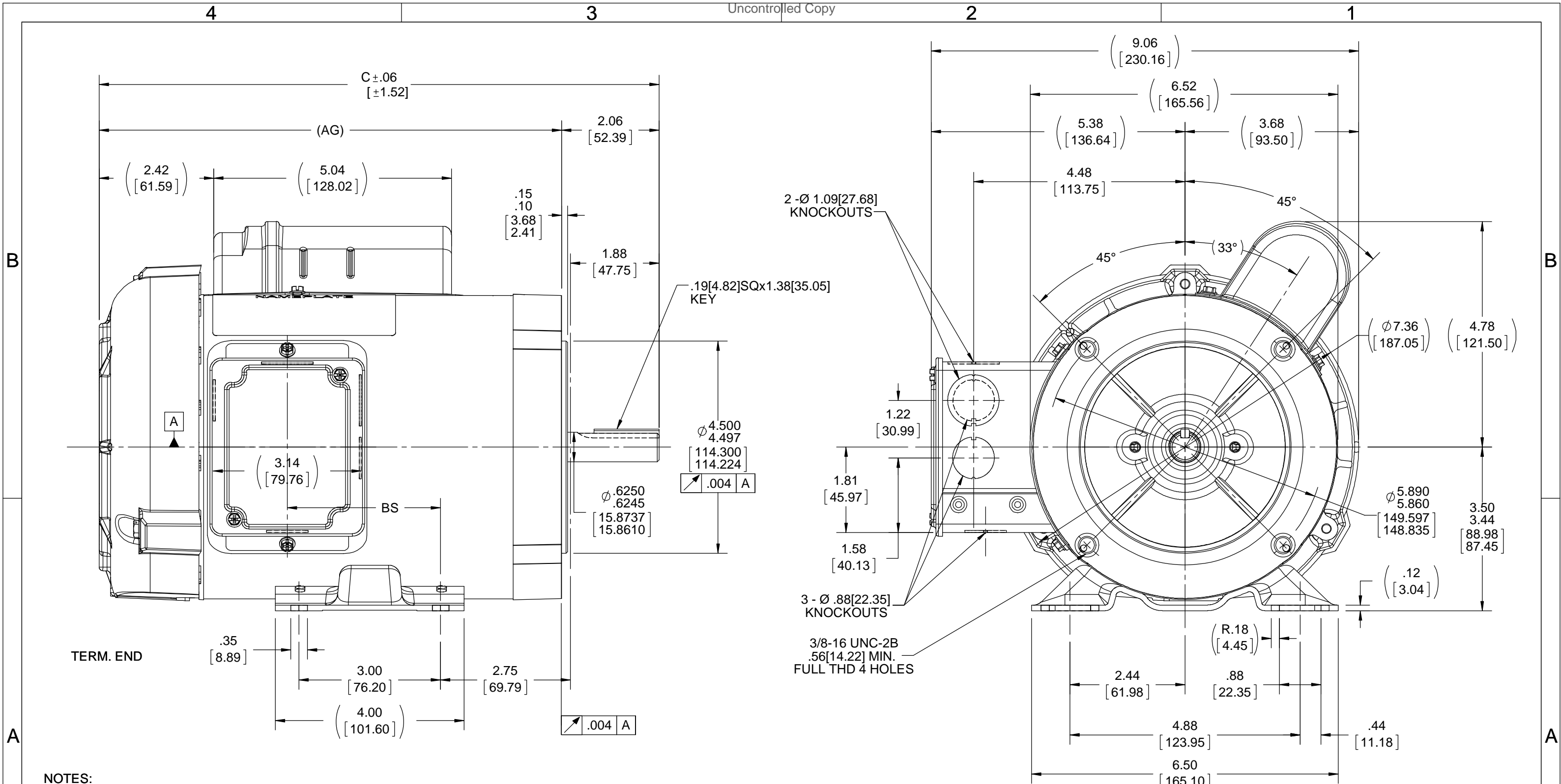


Nameplate Specifications

Phase	1	Output HP	0.33 & 0.25 Hp
Output KW	0.25 & 0.19 kW	Voltage	115/208-230 & 110/220 V
Speed	1725 & 1425 rpm	Service Factor	1.15 & 1.0
Frame	56C	Enclosure	Totally Enclosed Fan Cooled
Thermal Protection	No Protection	Efficiency	55 %
Ambient Temperature	40 °C	Frequency	60 & 50 Hz
Current	6.6/3.1-3.3 & 7/3.5 A	Power Factor	60
Duty	Continuous	Insulation Class	B
Design Code	N	KVA Code	N
Drive End Bearing Size	6203	Opp Drive End Bearing Size	6203
UL	Recognized	CSA	Y
CE	Y	IP Code	43
Number of Speeds	1		

Technical Specifications

Electrical Type	Capacitor Start Induction Run	Starting Method	Across The Line
Poles	4	Rotation	Selective Counterclockwise
Resistance Main	0 Ohms	Mounting	Bolt-on Base
Motor Orientation	Horizontal	Drive End Bearing	Ball
Opp Drive End Bearing	Ball	Frame Material	Rolled Steel
Shaft Type	NEMA 56	Overall Length	11.81 in
Frame Length	6.56 in	Shaft Diameter	0.625 in
Shaft Extension	2.06 in	Assembly/Box Mounting	F1 ONLY
Outline Drawing	A-100143-656	Connection Drawing	102005-51



NOTES:
 1.CONDUIT BOX CAN BE ROTATED 180°.
 2.REMOVABLE BASE.
 3.NAMEPLATE READ FROM COND. BOX SIDE OF MOTOR.

DASH	C	AG	BS
656	11.86 [301.24]	9.80 [248.92]	3.25 [82.55]
706	12.36 [313.94]	10.30 [261.62]	3.75 [95.25]
756	12.86 [326.64]	10.80 [274.32]	4.25 [107.95]

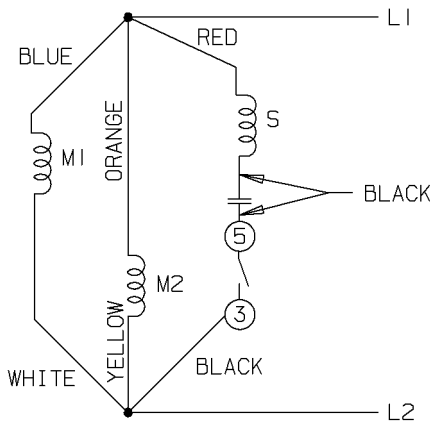
DRAWING REVISION G	REVISION BY H. ADIKE	DATE 8-23-2018
ECO ECO-0152983	APPROVED BY JD	DATE 9-20-2018
ECO DESCRIPTION OUTLINE CONVERSION PROJECT <small>COPYRIGHT REGAL BELOIT AMERICA, INC. ALL RIGHTS RESERVED. PROPRIETARY AND CONFIDENTIAL INFORMATION - THIS DOCUMENT IS THE PROPERTY OF REGAL BELOIT AMERICA, INC. ("OWNER") AND CONTAINS OWNER'S PROPRIETARY INFORMATION. ANY PERSON, CORPORATION OR OTHER FIRM RECEIVING IT IS DEEMED, BY RECEIVING IT, TO AGREE THAT IT, AND/OR ANY PART OF IT, SHALL NOT BE DISCLOSED TO ANY PERSON, CORPORATION OR OTHER ENTITY, DUPLICATED, AND/OR USED, EXCEPT AS EXPRESSLY APPROVED IN WRITING IN ADVANCE BY OWNER. THIS DOCUMENT SHALL BE RETURNED TO OWNER UPON REQUEST. IT MAY BE SUBJECT TO CERTAIN RESTRICTIONS UNDER APPLICABLE EXPORT CONTROL LAWS AND REGULATIONS.</small>		

TOLERANCES UNLESS OTHERWISE SPECIFIED:			
DEC.	INCH	mm	ANGLE
.X	±0.1	[±2.5]	±7° 30"
.XX	±0.03	[±0.76]	
.XXX	±0.005	[±0.127]	
.XXXX	±0.0005	[±0.0127]	
REMOVE BURRS & BREAK SHARP EDGES: .003/.015 [.076/.381] X 45° CORNER FILLETS: R.02 [.51] MACHINED SURFACES: 200 INCH/mm 5.1 mm SHOWN IN [BRACKETS]			

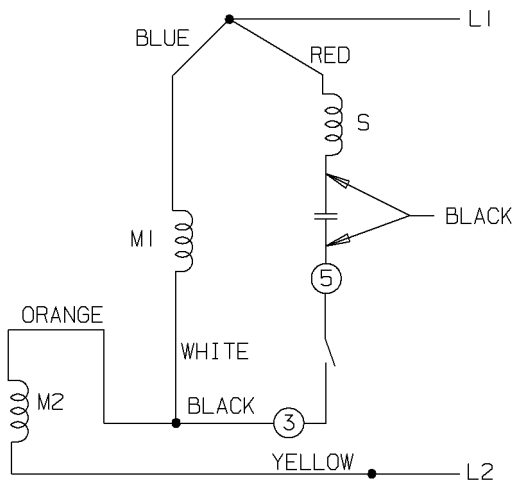
DRAWN BY BLR	DATE 05-28-1997
APPROVED BY GK	DATE 06-03-1997
REFERENCE 100143	THIRD ANGLE PROJECTION

REGAL ™ Regal Beloit America, Inc.	
DESCRIPTION OUTLINE 56 FR. -BB - TEFC - 1Ø - 'C' FACE	
MATERIAL	PROCESS/FINISH
SIZE B	DRAWING NUMBER 100143
SHEET 1 OF 1	

LOW VOLTAGE - C.C.W.

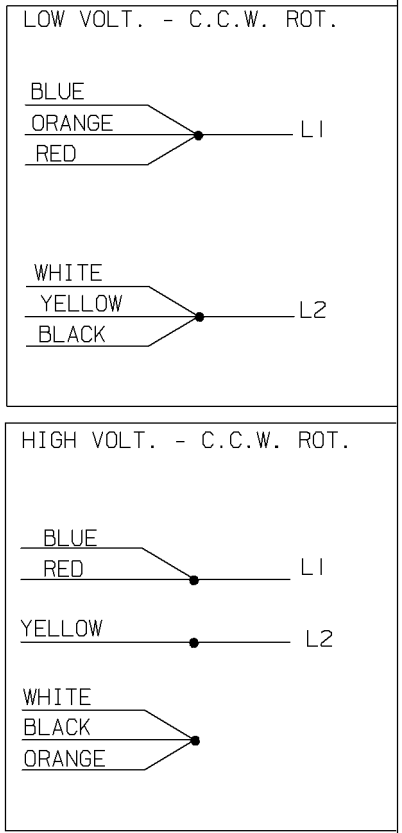
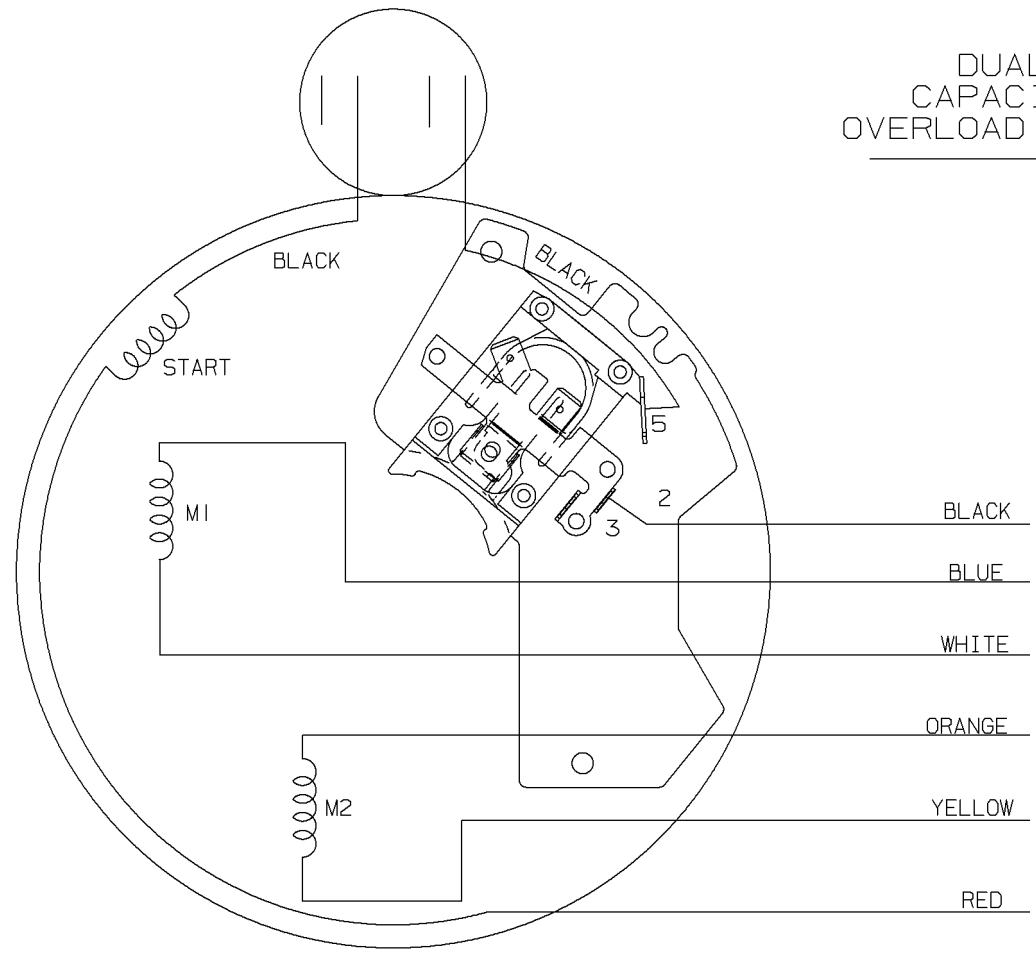


HIGH VOLTAGE - C.C.W.



A-102005-51

DUAL VOLTAGE
CAPACITOR START NO
OVERLOAD SELECT ROTATION



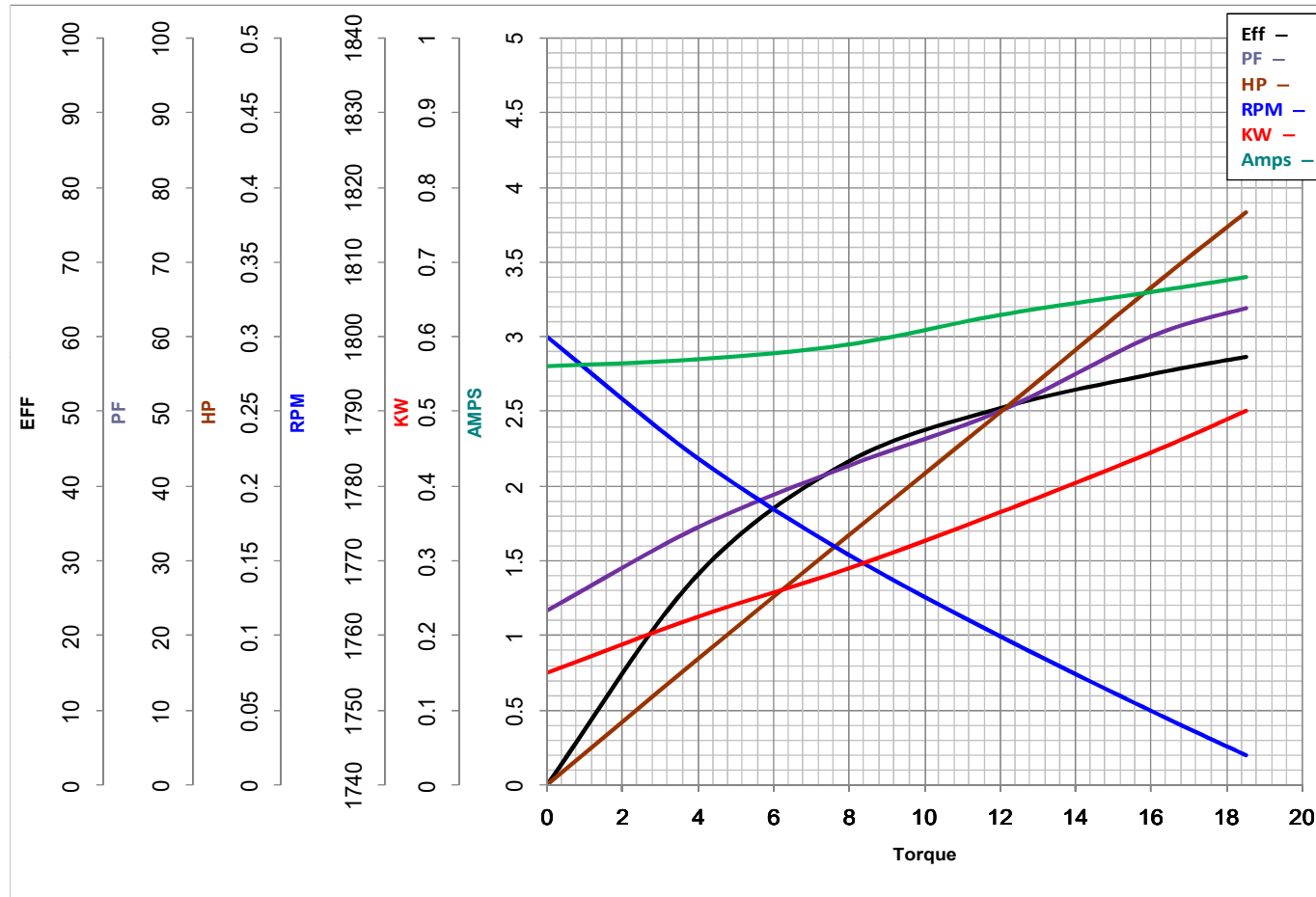
FOR C.W. ROTATION EITHER
VOLTAGE INTERCHANGE
RED WITH BLACK LEAD

				✓ MAX. SURFACE ROUGHNESS UNLESS NOTED OTHERWISE	UNLESS OTHERWISE SPECIFIED DIMENSIONS ARE IN INCHES TOL. ON XX± XXX±.005 XXXX±.0005 ANGLES±		
6	KVDG	CHD FROM MARATHON TO REGAL REXNORD LOGO	DS	MATL SPEC	 Regal Beloit America, Inc.		DRAWN BY CAV 06-18-1999
5	06-17-1999	REDRAWN	CAV	FINISH			CHKD BY ML 06-18-1999
REV	DATE	CHANGE	NAME	REFERENCE DRW.			APPD BY GK 06-18-1999
				PART NAME CONNECTION DIAGRAM	DRWG NO A-102005-51		



REGAL REXNORD CORPORATION
 TYPICAL PERFORMANCE CURVE for AC MOTOR

Customer _____ Curve at 230 Volts HP 0.34&0.26 PHASE 1
60 HZ
 Model No 56C17F5320 0.333 HP VOLTS 115/208-230&110/220
 Catalog No G570 HZ 60&50 RPM 1725&1425



Torque in Oz.Ft

FL TORQUE 16 Oz.Ft
 BD TORQUE 44.6 Oz.Ft
 LR TORQUE 55.7 Oz.Ft

FL AMPS 6.6/3.1-3.3
 PU TORQUE 39.9 Oz.Ft
 LR AMPS 16.2

WINDING ZC406-3

Date 1/11/2019

EC Declaration of Conformity

The undersigned representing
the manufacturer:

Regal Beloit America
1946 West Cook Road
Fort Wayne, IN 46818

and the authorized representative
established within the Community:

Regal Beloit Italy
Via Modena, 18
24040 Ciserano(BG) - Italy

are committed to providing customers with products that comply with applicable regulations and international protocols to which they are subject, including the requirements of the European Parliament Directive on the Harmonization of the laws relating to electrical equipment designed for use within certain voltage limits (2014/35/EU).

Regal Beloit America declares that the following product(s), to which this declaration relates, are in conformity with the relevant sections of the EC standards listed below.

This statement supersedes any statements previously issued pertaining to the product(s) listed below and is subject to change without notice.

Model No : 056C17F5320

(Model No. may contain prefix and/or suffix characters)

Catalog No : G570

Rework No : N/A

Directives :

Low Voltage Directive 2014/35/EU

Harmonized Standards Used :

EN 60034-1: 2010 (IEC 60034-1: 2010)

EN 60034-5: 2001/A1:2007 (IEC 60034-5: 2000/A1:2006)

Authorized Representative:



Zach Stauffer
Vice President, Engineering

Authorized Representative in the Community:



Stefano Casiraghi
Technology Director, Engineering

Created on 07/08/2025

CE 25