



Operating instructions
Vibration transmitter

VCT-50-1000

VCT-25-1000

11429421/00 12/2021

80308507/00



Symbols used

► Instruction



Important note

Non-compliance can result in malfunctions or interference.

1 Safety instructions

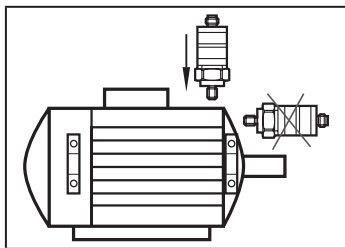
- Please read the product description prior to set-up of the unit. Ensure that the product is suitable for your application without any restrictions.
- The unit conforms to the relevant regulations and EC directives.
- Improper or non-intended use may lead to malfunctions of the unit or to unwanted effects in your application.
- That is why installation, electrical connection, set-up, operation and maintenance of the unit must only be carried out by qualified personnel authorised by the machine operator.

2 Functions and features

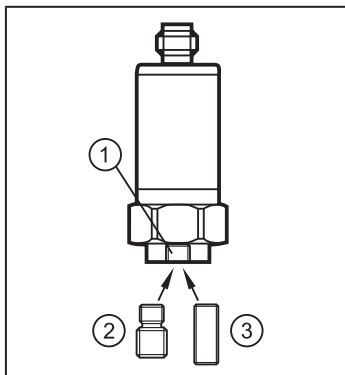
The vibration transmitter detects the vibration in the system (measured / evaluated physical unit = vibration velocity). This is converted into an analog signal at the current output.

3 Installation

- Mount only in a thick housing wall (e.g. transport thread).
- Ensure that the signal direction is correct.
- Ensure a safe vibration transmission and allow no elastic intermediate layers.



- ▶ Select either the 1/4"-28 UNF / M8 (2) or the 1/4"-28 UNF (3) threaded adapter and insert into the unit (1). Both adapters are supplied.
- ▶ Tighten using a 3 mm Allen key. Tightening torque 8 Nm.
- ▶ Drill and tap a hole at the mounting location:
 - M8 hole / depth min. 10 mm
 - or 1/4" UNF hole / depth min. 13 mm.



- ▶ Tighten the sensor with a tightening torque of 8 Nm.

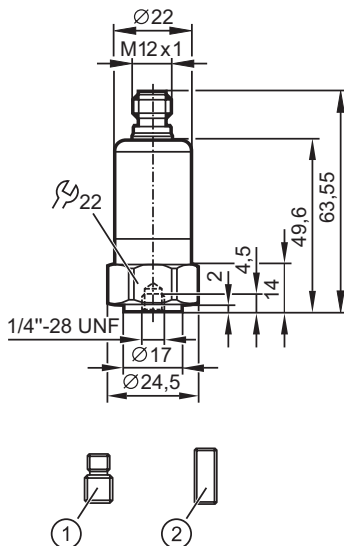
4 Electrical connection



The unit must be connected by a qualified electrician. The national and international regulations for the installation of electrical equipment must be adhered to.

M12			VCT50-1000 Pin 1: L+ (9.6...32 V DC) Pin 2: 4...20 mA Pin 3: not used (n.c.)
M12			VCT25-1000 Pin 1: L+ (9.6...32 V DC) Pin 2: 4...20 mA

5 Scale drawing



1: threaded adapter 1/4"-28 UNF / M8

2: threaded adapter 1/4"-28 UNF

tightening torque 8 Nm

6 Maintenance, repair, disposal

The operation of the unit is maintenance-free. It is not possible to repair the unit. After use dispose of the unit in an environmentally friendly way in accordance with the applicable national regulations.

7 Technical data

Technical data and further information at www.automationdirect.com.

Mailing Address:

Automationdirect.com

3505 Hutchinson Road

Cumming, GA 30040
