



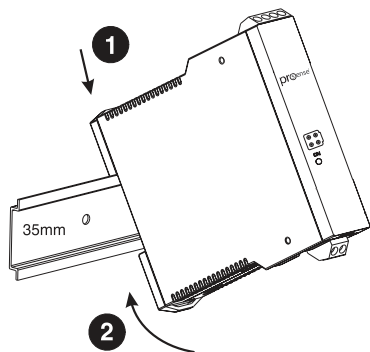
XTD Series DIN Rail Mounted Universal Temperature Transmitters - Programmable



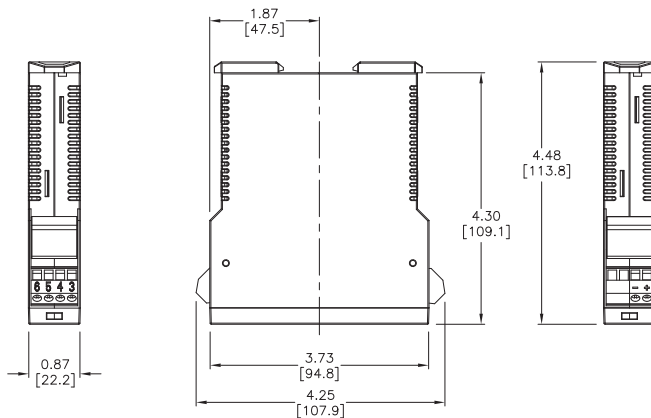
XTD Series - Programmable

Installation

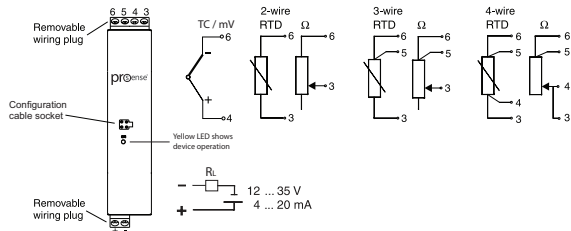
- Ambient Temperature:
-40 to 185°F (-40 to 85°C)
- Installation area:
Installation on DIN rail according to IEC 60715, e. g. in control panel
- Installation angle: No limit



Dimensions inches [mm]



Wiring



* For convenient installation, wiring plugs are removable.

Safety instructions:

- To comply with UL61010-1 unit must be supplied by class 2 power supply.
- Disconnect power before making connections

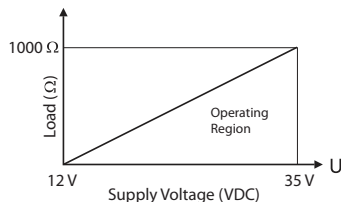
XTD-UNV product insert Rev. 1

Shielding

Please take note when installing the transmitter: The shield on the 4-20 mA signal output must have the same potential as the shield at the sensor connections. When using grounded thermocouples, shielding of the output 4 to 20 mA cable is recommended. In plants with strong electromagnetic fields, shielding of all cables with a low ohm connection to ground is recommended.

Due to the danger of lightning strikes it is recommended that shielded cable be used in installations outside of buildings.

Load Impedance



$$RL_{max} = (V_{powersupply} - 12V) / 0.023A \text{ (current output)}$$

$$\text{e.g. } (24V - 12V) / 0.023A = 521.74 \Omega$$

Programming

Transmitter set-up is done using the XT-SOFT programming software, available as a free download at www.automationdirect.com, and XT-USB configuration cable (purchased separately).

Note:

Transmitter must be powered during programming. When the XT-USB configuration cable is connected the unit is not operational. For this reason, disconnect the XT-USB configuration cable from the transmitter during operation

The following tables show the structure of the XT-SOFT programming software configuration parameters:

| Standard Configuration Parameters |
|---|
| Sensor type (TC or RTD) |
| Connection mode (2-, 3-, or 4-wire connection/RTD only) |
| Units (°C / °F) |
| Measurement range start (depends on sensor type) |
| Measurement range end (depends on sensor type) |

| Expanded Configuration Parameters |
|--|
| Cold junction (internal/external - TC only) |
| Cable resistance (ohms - 2-wire RTD / Resistance only) |
| Fault condition (≤ 3.6 mA, ≥ 21 mA) |
| Output (4-20 mA, 20-4 mA) |
| Filter (0 sec - 8 sec) |
| Offset (°F/°C) |