

F8R6-Lx-1F

Photoelectric Sensors

Red light diffuse reflective



Diffuse reflective

M8 Connector	Logic	Range	Output Function
F8R6-LP-1F	PNP n.o.	60 mm	Light on
F8R6-LN-1F	NPN n.o.	60 mm	Light on

Safety Notes



These photoelectric sensors may not be used in applications where personal safety depends on proper function of the devices (not safety designed per EU machine guideline). Read these operating instructions carefully before putting the device into service.



Caution! Red light beam!
Glare and irritation of the eyes.
DO NOT LOOK INTO THE LIGHT BEAM!
Exempt Group according to EN 62471.



The CE Marking confirms that our products conform to the EU Directives and the EMC Law.

Application

Only for NFPA 79 applications (machines with a supply voltage of max. 600 volts). Device shall be connected only by using any R/C (CYJV2) cord, having suitable ratings.

Display Elements

Yellow LED light reception / stability indicator

LED on: Light at the receiver
LED flashes: Unreliable range

Installation



Caution! Red light beam!
Do not look into the light beam.

The sensor must be installed as to prevent a direct line of eyesight to the light source, even during operation.

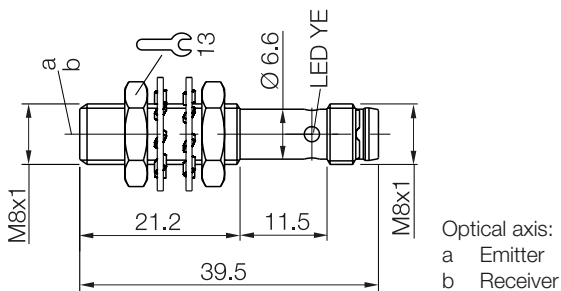



Fig. 1: Dimensions

Wiring diagrams



Pin	Light on
1	10...30 V DC
3	0 V
4	n.o.

Fig. 2: Pinouts connector

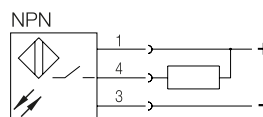
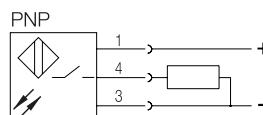


Fig. 3: Connection diagram

Light spot diameter

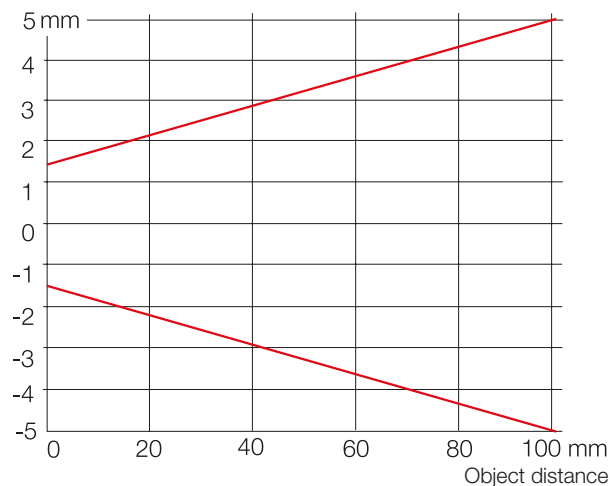


Fig. 4: Light spot diameter depending on distance to the object

F8R6-Lx-1F
Photoelectric Sensors
Red light diffuse reflective

Technical Data

Optical

Range s_r	60 mm
Light type	red light
Wave length λ	645 nm
Blind zone	1 mm

Electrical

Supply voltage U_B	10...30 V DC
Rated operating voltage U_e	24 V
Ripple (% from U_e)	$\leq 10\%$
No-load current I_O	≤ 15 mA
Effective operating current I_e	100 mA
Permissible capacitance	≤ 0.05 μ F
Voltage drop U_d at I_e	≤ 0.7 V
Turn-on delay	≤ 1 ms
Turn-off delay	≤ 1 ms
Switching frequency f	500 Hz
Output depending on version	PNP or NPN
Short circuit protected	yes
Reverse polarity protected	yes
Switching function	n.o.
Output function	light-on

Mechanical

Connection type	M8-connector, 3-pin
Housing material	Stainless steel
Active surface material	PMMA
Housing dimensions	\varnothing 8 mm x 40 mm
Weight	5.2 g

Displays

Light reception indicator	yellow LED
Stability indicator	yellow LED (flashing)

Ambient

Ambient temperature T_a	-5...+55 °C
Enclosure rating per IEC 60529	IP67



IND. CONT. EQ
81U2
for use in the secondary of
a class 2 source of supply
Environmental - Type 1 Enclosure

Automation Direct
 3410 Hutchinson Road
 Cumming, GA 30040
 USA
 Phone (800) 633-0405
 770-889-2858
 Fax (770) 889-7876
 orders@automationdirect.com
 www.automationdirect.com