


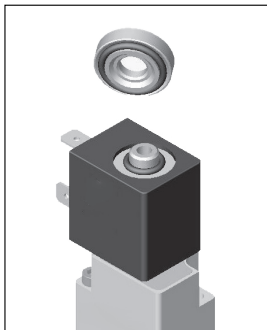
INSTRUCTIONS FOR ASSEMBLING THE COIL PROTECTION KIT



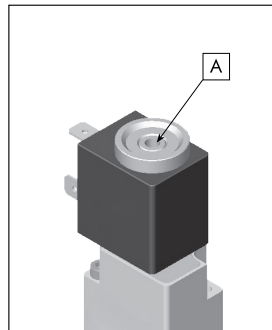
This kit can be used with diameter 8 coils bearing the $\text{C}\epsilon$ mark, the lower part of which is shown in the diagram.
N.B. Pilot discharge (A) must be conveyed or protected.



- Insert the O-Ring like drawing



- Insert the coil and O-Rings
like drawing
- Insert the O-Ring in the ring nut



- Screw the ring nut, max torque
1 Nm