

Technical info

The technical sheet describes only the changes in the standard product features listed in the catalog. Refer to the catalog for the complete technical features of the product.

La presente integrazione riporta le sole varianti alle caratteristiche del prodotto descritte nel catalogo. Per tutte le altre caratteristiche del prodotto si prega di fare riferimento al relativo catalogo.



EXAMPLE / ESEMPIO

EC	-D9M	-S8	-I8	-LO30		
EXC	M7F	-LK	-I5	-LO20	-M7M	-LK

series
serie

connector 1
connettore 1

electrical connection 1
connessioni elettriche 1

cable specification
tipo di cavo

length of the cable (expressed in dm)
lunghezza cavo (in dm)

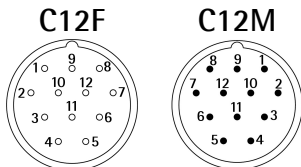
connector 2
connettore 2

electrical connection 2
connessioni elettriche 2

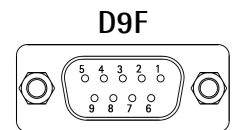
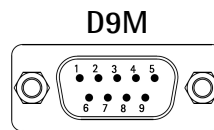
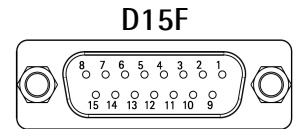
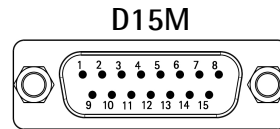
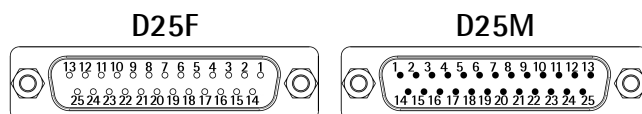
Connectors (frontal side)

Connettori (lato contatti)

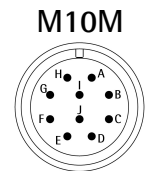
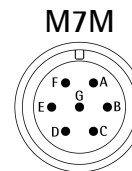
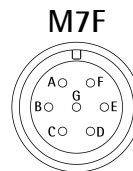
M23



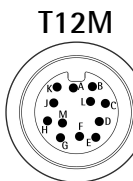
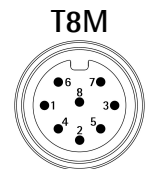
D-Sub



MIL



DIN



X06



Electrical connection
Connessioni elettriche
-LK-I5

normal outputs / uscite normali

M7F	T7F	Cable / Cavo	Function
A	1	Brown / Marrone	A
B	2	-	n.c.
C	3	Blue / Blu	B
D	4	-	n.c.
E	5	White / Bianco	0
F	6	Black / Nero	0Vdc
G	7	Red / Rosso	+Vdc
Case	Case	Shield / Calza	Shield / Schermatura

n.c. = Not connected / Non connesso

-LK-I8
-LK-M8

complementary outputs / uscite complementari

C12F	M10F	Cable / Cavo	Function
1	A	Yellow / Giallo	A
2	B	Blue / Blu	/A
3	C	Green / Verde	B
4	D	Orange / Arancio	/B
5	E	White / Bianco	0
6	F	Grey / Grigio	/0
7	J	Red / Rosso	+Vdc
8	I	Black / Nero	0Vdc
9...12	G, H	-	n.c.
Case	Case	Shield / Calza	Shield / Schermatura

T12F	D9F	Cable / Cavo	Function
C	1	Yellow / Giallo	A
D	2	Blue / Blu	/A
E	3	Green / Verde	B
F	4	Orange / Arancio	/B
G	5	White / Bianco	0
H	6	Grey / Grigio	/0
A	8	Red / Rosso	+Vdc
J	9	Black / Nero	0Vdc
B, K, L, M	7	-	n.c.
Case	Case	Shield / Calza	Shield / Schermatura

n.c. = Not connected / Non connesso

-S6-I8

D25F	Cable / Cavo	Function
1	Red / Rosso	+Vdc
2	Black / Nero	0Vdc
3	Yellow / Giallo	A
4	Blue / Blu	/A
5	-	n.c.
6	Green / Verde	B
7	Orange / Arancio	/B
8 ... 16	-	n.c.
17	White / Bianco	0
18	Grey / Grigio	/0
19 ... 25	-	n.c.
case	Shield / Calza	Shield / Schermatura

n.c. = Not connected / Non connesso

-S8-I8

D9M	Cable / Cavo	Function
1	Blue / Blu	/A
2	Yellow / Giallo	A
3	Green / Verde	B
4	Orange / Arancio	/B
5	White / Bianco	0
6	Grey / Grigio	/0
7	Black / Nero	0Vdc
8	Shield / Calza	Shield / Schermatura
9	Red / Rosso	+Vdc

-S13-I8

D9M	Cable / Cavo	Function
1	Yellow / Giallo	A
2	Green / Verde	B
3	White / Bianco	0
4	Red / Rosso	+Vdc
5	Black / Nero	0Vdc
6	Blue / Blu	/A
7	Orange / Arancio	/B
8	Grey / Grigio	/0
9	Shield / Calza	Shield / Schermatura

-S16-M8

T8F	Cable / Cavo	Function
1	Yellow / Giallo	A
2	Blue / Blu	/A
3	Green / Verde	B
4	Orange / Arancio	/B
5	White / Bianco	0
6	Grey / Grigio	/0
7	Red / Rosso	+Vdc
8	Black / Nero	0Vdc
case	Shield / Calza	Shield / Schermatura

-S18-I8

D9M	Cable / Cavo	Function
1	Yellow / Giallo	A
2	Green / Verde	B
3	White / Bianco	0
4	Red / Rosso	+Vdc
5	Black / Nero	0Vdc
6	Blue / Blu	/A
7	Orange / Arancio	/B
8	Grey / Grigio	/0
9	-	n.c.
Case	Shield / Calza	Shield / Schermatura

n.c. = Not connected / Non connesso

-S23-I8

T12M	Cable / Cavo	Function
A	Red / Rosso	+Vdc
B	Blue / Blu	/A
C	Yellow / Giallo	A
D	Orange / Arancio	/B
E	Green / Verde	B
J	Black / Nero	0Vdc
F, G, H, K, L, M	-	n.c.

n.c. = Not connected / Non connesso

-S29-I8

D9M	D9F	Cable / Cavo	Function
1	1	Yellow / Giallo	A
2	2	Blue / Blu	/A
3	3	-	n.c.
4	4	Green / Verde	B
5	5	Orange / Arancio	/B
6	7	White / Bianco	0
7	6	Grey / Grigio	/0
8	8	Red / Rosso	+Vdc
9	9	Black / Nero	0Vdc
Case	Case	Shield / Calza	Shield / Schermatura

n.c. = Not connected / Non connesso

-S36-I5

M7F	Cable / Cavo	Function
A	Black / Nero	0Vdc
B	-	n.c.
C	Brown / Marrone	A
D	White / Bianco	0
E	Blue / Blu	B
F	Red / Rosso	+Vdc
G	-	n.c.
Case	Shield / Calza	Shield / Schermatura

n.c. = Not connected / Non connesso

-S40-M8

M7F	Cable / Cavo	Function
A	Yellow / Giallo	A
B	Blue / Blu	/A
C	Green / Verde	B
D	Orange / Arancio	/B
E	-	n.c.
F	Black / Nero	0Vdc
G	Red / Rosso	+Vdc
Case	Shield / Calza	Shield / Schermatura

n.c. = Not connected / Non connesso

-S43-I8

D15F	D15M	Cable / Cavo	Function
1	1	Yellow / Giallo	A
2	2	Blue / Blu	/A
3	3	Green / Verde	B
4	4	Orange / Arancio	/B
5	5	White / Bianco	0
6	6	Gray / Grigio	/0
7 ... 13	7 ... 13	-	n.c.
14	14	Red / Rosso	+Vdc
15	15	Black / Nero	0Vdc
Case	Case	Shield / Calza	Shield / Schermatura

n.c. = Not connected / Non connesso

-S52-I8
-S52-M8
-S52-I5

X06	I8 / M8	I5	Function
1	Black / Nero	Black / Nero	0Vdc
2	Red / Rosso	Red / Rosso	+Vdc
3	Yellow / Giallo	Brown / Marrone	A
4	Blue / Blu	-	/A
5	Green / Verde	Blue / Blu	B
6	Orange / Arancio	-	/B
7	White / Bianco	White / Bianco	0
8	Gray / Grigio	-	/0
9, 10, 11, 12	-	-	n.c.

n.c. = Not connected / Non connesso

-S56-I8

M10F	I8	Function
A	Black / Nero	0Vdc
B	Red / Rosso	+Vdc
C	Yellow / Giallo	A
D	Green / Verde	B
E	Blue / Blu	/A
F	Orange / Arancio	/B
G	White / Bianco	0
H	Gray / Grigio	/0
I, J	-	n.c.

n.c. = Not connected / Non connesso

-S57-I8
-S57-M8

M10F	I8	Function
A	Yellow / Giallo	A
B	Blue / Blu	/A
C	Green / Verde	B
D	Orange / Arancio	/B
E	White / Bianco	0
F	Gray / Grigio	/0
G	-	n.c.
H	Shield / Calza	Shield / Schermatura
I	Black / Nero	0Vdc
J	Red / Rosso	+Vdc

n.c. = Not connected / Non connesso

-S57-I5

M7F	I5	Function
A	Black / Nero	0Vdc
B	Shield / Calza	Shield / Schermatura
C	Brown / Marrone	A
D	White / Bianco	0
E	Blue / Blu	B
F	Red / Rosso	+Vdc
G	-	n.c.

n.c. = Not connected / Non connesso