




Shorting plug available for unused ports

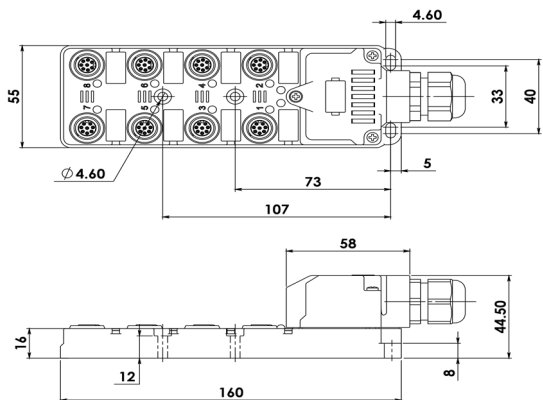
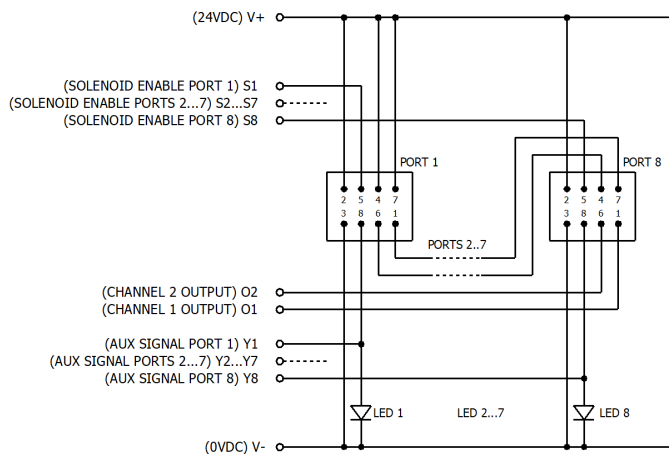


Wiring compartment

For use with 8 pin M12 Quick Connect Z type switches.

Switch Quick Connect (QC)	Circuit	Specification
M12 8 way Male plug (Pin view from Z switches)		
	8	Auxiliary out (switch open)
	5	Solenoid feed (if used)
	7	INPUT 1
	1	OUTPUT 1
	4	INPUT 2
	6	OUTPUT 2
	2	Supply +24Vdc
	3	Supply 0Vdc

All Inputs and Outputs are connected in series.
IMPORTANT - Port 1 must always be used.



Original Instructions.

To request this data sheet in other languages please contact info@idemsafety.com
 Um dieses Datenblatt in Deutscher Sprache wenden Sie sich bitte anfordern info@idemsafety.com
 Pour obtenir cette fiche en Français, veuillez contacter info@idemsafety.com
 Para solicitar esta hoja de datos en Español, por favor contacto con info@idemsafety.com

Features:

- Connect up to 8 switches in series to one safety controller.
- Configured for dual circuit to a safety controller.
- Unused ports can be plugged.
- Auxiliary output for external signalling
- M20 conduit exit (M20 Cable gland accepts cable O.D. 6.5 – 12.0mm).

Specification:

- Port connection type: 8 x 8 Pin M12 Female sockets
- Ambient temperature: -20C. to 40C.
- Supply Voltage: 24V.dc (+/- 10%).
- Supply Current: 50mA
- Supply Current (solenoid feed if used): 500mA each switch
- Body Material: Polyester
- Internal Terminals: Spring clamp 22-30AWG conductors
- Cable exit: M20 cable gland
- Mounting: 2 x M4 bolts (4.6mm dia. clearance holes)
- Accessory: Shorting plug for unused ports.

LED's

LED 1-8 (Red) Auxiliary indication of switch open

Terminal	Function
Y1	Auxiliary out +24V.dc Switch 1 open LED Port 1 on
Y2	Auxiliary out +24V.dc Switch 2 open LED Port 2 on
Y3	Auxiliary out +24V.dc Switch 3 open LED Port 3 on
Y4	Auxiliary out +24V.dc Switch 4 open LED Port 4 on
Y5	Auxiliary out +24V.dc Switch 5 open LED Port 5 on
Y6	Auxiliary out +24V.dc Switch 6 open LED Port 6 on
Y7	Auxiliary out +24V.dc Switch 7 open LED Port 7 on
Y8	Auxiliary out +24V.dc Switch 8 open LED Port 8 on
S1	Solenoid energise (apply +24V.dc) (if used) Port 1
S2	Solenoid energise (apply +24V.dc) (if used) Port 2
S3	Solenoid energise (apply +24V.dc) (if used) Port 3
S4	Solenoid energise (apply +24V.dc) (if used) Port 4
S5	Solenoid energise (apply +24V.dc) (if used) Port 5
S6	Solenoid energise (apply +24V.dc) (if used) Port 6
S7	Solenoid energise (apply +24V.dc) (if used) Port 7
S8	Solenoid energise (apply +24V.dc) (if used) Port 8
O1	Safety Output Channel 1
O2	Safety Output Channel 2
V +	Supply +24V.dc
V -	Supply 0V.dc

Information with regard to UL 508:

Type 1 Enclosures.
 Maximum temperature 40°C. Maximum current 500mA. Powered by Class 2 or equivalent.
 Terminals 16-30AWG conductors. Terminal Torque 6 lb-ins. (0.7Nm).
 Polymeric conduit or gland connection only.

For use with IDEM Z series switches only.

WARNING: DO NOT DEFEAT, TAMPER, OR BYPASS THE SAFETY FUNCTION. FAILURE TO DO SO CAN RESULT IN DEATH OR SERIOUS INJURY.

AVERTISSEMENT: NE PAS DESACTIVER, MODIFIER, RETIRER, OU CONTOURNER CETI INTERVERROUILLAGE IL PEUT EN RESULTER DES BLESSURES GRAVES DU PERSONNEL UTILISATEUR.

