

# N1WS - SERIES

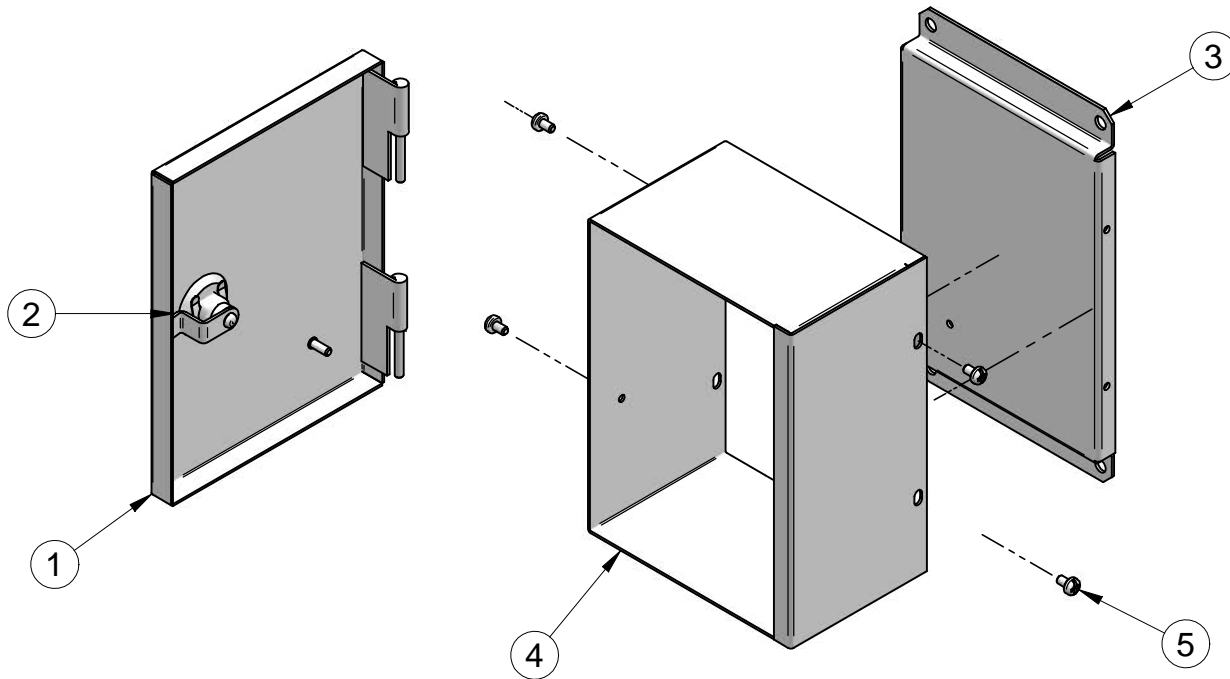
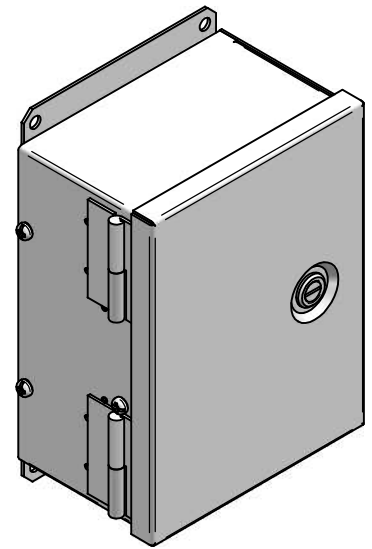
BUL10332

REV. A

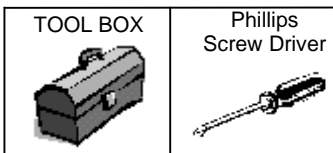
## ASSEMBLY INSTRUCTIONS FOR SURFACE MOUNTING TYPE 1 PANEL ENCLOSURE

### ASSEMBLY INSTRUCTIONS

- A) Attach body wrap (part #4) to base (part #3) using 10-32 self tapping screws (part #5).
- B) Slip hinge cover (part #1) on to body wrap hinges (part #4). Screw 10-32 self tapping screw (part #5) to body wrap above bottom hinge.



Item Number	Quantity	Description
1	1	Cover Assembly
2	1	1/4 Turn Lock
3	1	Base
4	1	Body Wrap
5	5 or 7	Screw 10-32 X 5/16



**HAMMOND  
MANUFACTURING™  
ENCLOSURES**