




How to replace the MCCB Trip Unit battery

[Note] The battery to be replaced must be replaced with a battery that matches the year of manufacture of the MCCB Trip Unit. Please refer to the battery code for MCCB year of manufacture below.
 - MCCB Trip Unit manufacturing date from June 1, 2020: 73413460004 and 73413460003 BATTERY ASS'Y, GCBX5-BATT
 See date example below on package label.



1. Use a (-) screwdriver to pull down the transparent cover of Trip Unit.
2. Open the battery cover of the Trip Unit using a (-) screwdriver.



3. Take the battery out of the Trip Unit.
4. Remove the battery by disconnecting the connector connected to the battery and the PCB.
5. To complete Replacing with a new battery, Perform the procedures in the reverse order of removing the battery.

