

MIF10

AKA

Description 1P 250V 10A STUD FILTER

Device rfi filter

Current 10A (9.5A UL) 40°C

Earthing screw 2x2.5mm² 1.2Nm strip 8mm

Enclosure aluminium 1.5mm

Loss 1.35W/ph

Leakage 45mA operating

Mass 0.72kg

Mounting M4x4 (M6x2)

PCB fr4 avlv2 VW-1 600V 105°C

Potting air

Power 2.4kW

Protection IP20

Resistance 13.5mR/ph

Residual 1V 5s

SCCT 5kA

Supply 230/240V 50/60Hz

Terminal screw 2x2.5mm² 1.2Nm strip 8mm

Varistor 275V 6.5kA (500Vdc)

Withstand 2100Vdc 60s

Altitude 1000m (3000m w/derating)

Bonding 25A 50/60Hz

Class class I

Environment -25/+85/21

Flammability ULV2 min

Humidity 93% RH non-condensing

Insulation 500Vdc ≥3.5MR

Material group IIIb

MTBF 22yrs (MIL-HDBK-217F)

Overload 135% 2hrs 150% 60s

Overvoltage category II

Packaging ASTM D7386

Pollution degree II

Shock 15g 11ms

Spacing ≥50mm gap

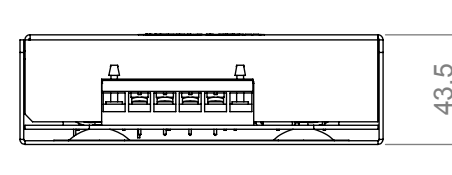
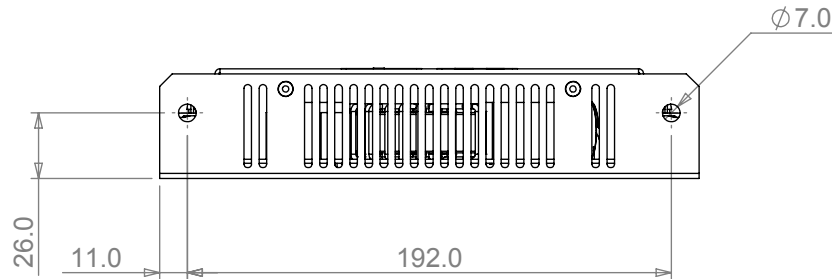
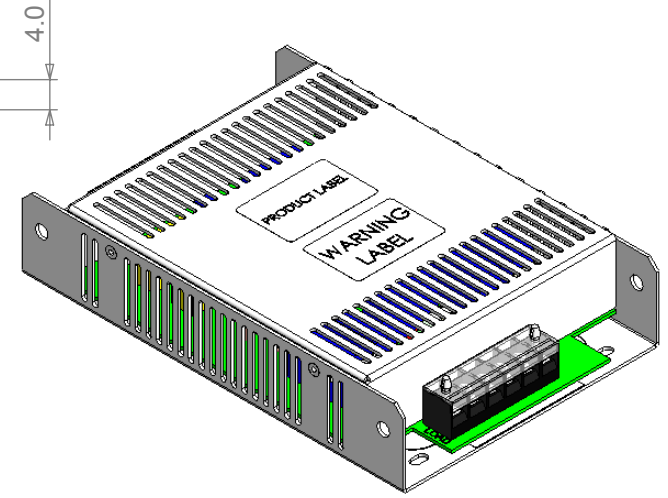
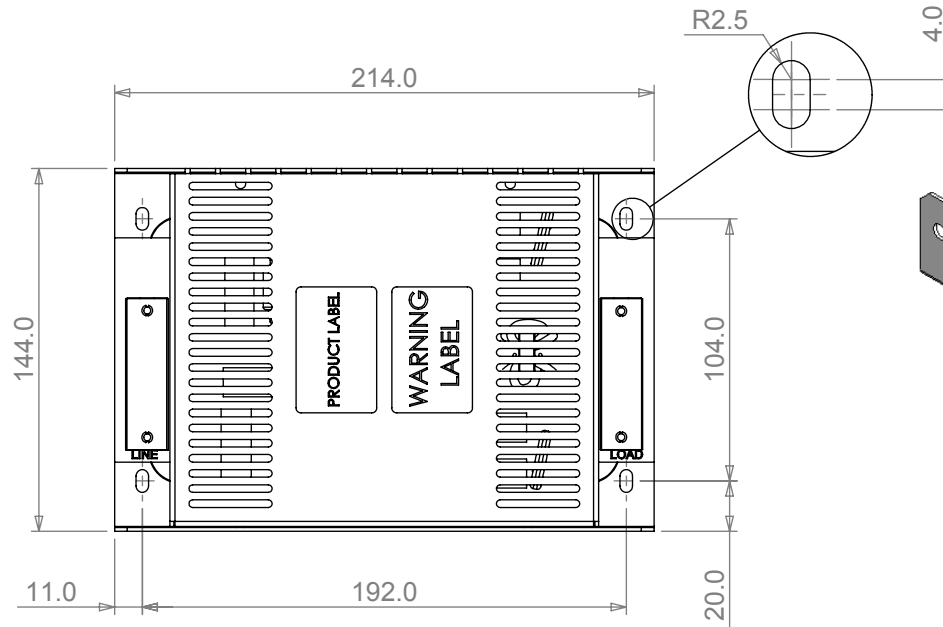
Vibration 5-55Hz 350um 55-500Hz 2G

EU CE EN60939

US uR UL1283

CAN cUR CSA22.2

DETAIL A



Tel No. +44(0)1724 273200
Website www.dem-uk.com



PROPRIETARY AND CONFIDENTIAL:
THE INFORMATION CONTAINED IN THIS DRAWING IS THE SOLE PROPERTY OF ALPHA 3 MANUFACTURING. ANY REPRODUCTION IN PART OR AS A WHOLE WITHOUT THE WRITTEN PERMISSION OF ALPHA 3 MANUFACTURING IS PROHIBITED.

DEM Manufacturing, Deltron Emcon House, Hargreaves Way, Sawcliffe Ind. Park, Scunthorpe, North Lincolnshire, DN15 8RF, UK

UNLESS OTHERWISE SPECIFIED DIMENSIONS ARE IN MILLIMETRES
LINEAR & RADIAL TOLERANCE:
NO DECIMAL PLACES ±0.5mm
1 DECIMAL PLACE ±0.25mm
2 DECIMAL PLACES ±0.125mm
ANGULAR TOLERANCE: ±1°

DO NOT SCALE DRAWING

THE FINISHED PRODUCT SHOULD BE CLEAN AND FREE FROM ALL LIQUIDS AND DEBRIS. SURFACES SHOULD BE OF UNIFORM APPEARANCE FREE FROM SHARP EDGES, BURRS AND CORROSION

AUTHOR
DATE
THIRD ANGLE PROJECTION

SW
20/02/15
SHEET 1 OF 1
SCALE 1:5
A4

TITLE
SPECIFICATION

DRAWING NO.
MIF10

ISSUE
05
Release

ROXBURGH ELECTRONICS LTD
FILTER INSERTION LOSS CHARACTERISTICS
CISPR 17 - 50 OHM METHOD

MIF10

