

# **MOUNTING CLIPS PRIOR APRIL 2006**

---



## **In this Appendix...**

Introduction.....	C-2
EA7-S6M-R, S6C-R, S6M, S6C and T6C Original Mounting Clips.....	C-3
EA7-S6M-R, S6C-R, S6M, S6C and T6C Original Mounting Clips.....	C-4
EA7-T8C Original Mounting Clips.....	C-5
EA7-T8C Original Mounting Clips.....	C-6
EA7-T10C Original Mounting Clips.....	C-7
EA7-T10C Original Mounting Clips.....	C-8
EA7-T12C Original Mounting Clips.....	C-9
EA7-T12C Original Mounting Clips.....	C-10
EA7-T15C Original Mounting Clips.....	C-11


## Introduction

The mounting clips supplied with *C-more* touch panels after April 2006 are slightly different than the original clips. **Appendix C: Mounting Clips Prior April 2006** has been included in the Hardware User Manual for the end user to have a reference to the drawings and information pertaining to the original mounting clips. The enclosure mounting thickness range and screw torque range has remained the same for each type of touch panel. The basic physical construction and use of the mounting clips remains the same, as does the various touch panel cutout dimensions.

The 6" touch panels use two long style mounting clips. The new 6" mounting clips have been redesigned to increase rigidity and also the screw position height has been increased to allow easier placement in the touch panel slots on thicker enclosures.

The 8"-15" touch panels, depending on the panel's size, use either 6 or 8 smaller style mounting clips. The new 8"-15" mounting clips have been made shorter in height to allow easier installation. Their rigidity remains the same.


**Original**  
**6" Mounting Clips**




**Original**  
**8-15" Mounting Clip**



**Newer**  
**6" Mounting Clips**

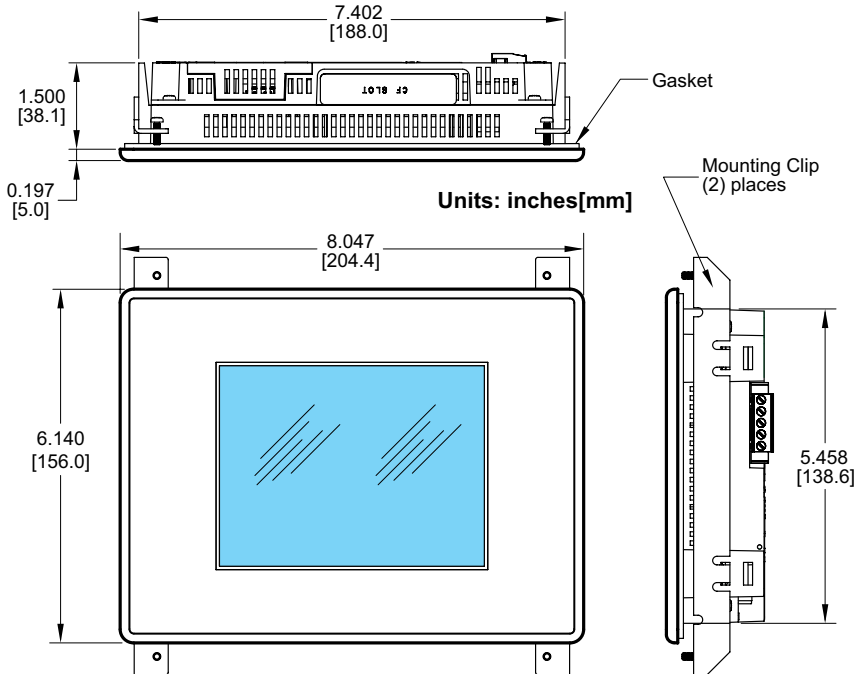


**Newer**  
**8-15" Mounting Clip**

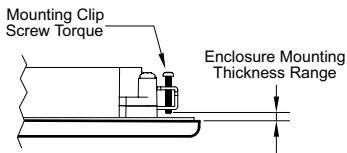


# EA7-S6M-R, S6C-R, S6M, S6C and T6C Original Mounting Clips

Dimensions:



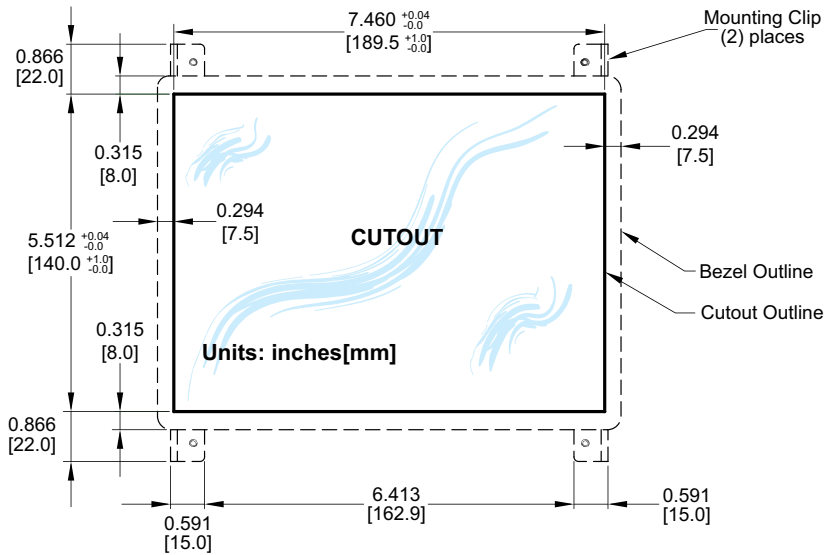
## Enclosure Mounting Thickness Ranges and Mounting Clip Screw Torque



Touch Panel Size	Enclosure Thickness Range	Mounting Clip Screw Torque
6" – lower mounting clip position	0.039 - 0.24 inch [1 - 6 mm]	35 ~ 50 oz-in [0.25 ~ 0.35 Nm]
6" – upper mounting clip position	0.20 - 0.63 inch [5 - 16 mm]	35 ~ 50 oz-in [0.25 ~ 0.35 Nm]

# EA7-S6M-R, S6C-R, S6M, S6C and T6C Original Mounting Clips

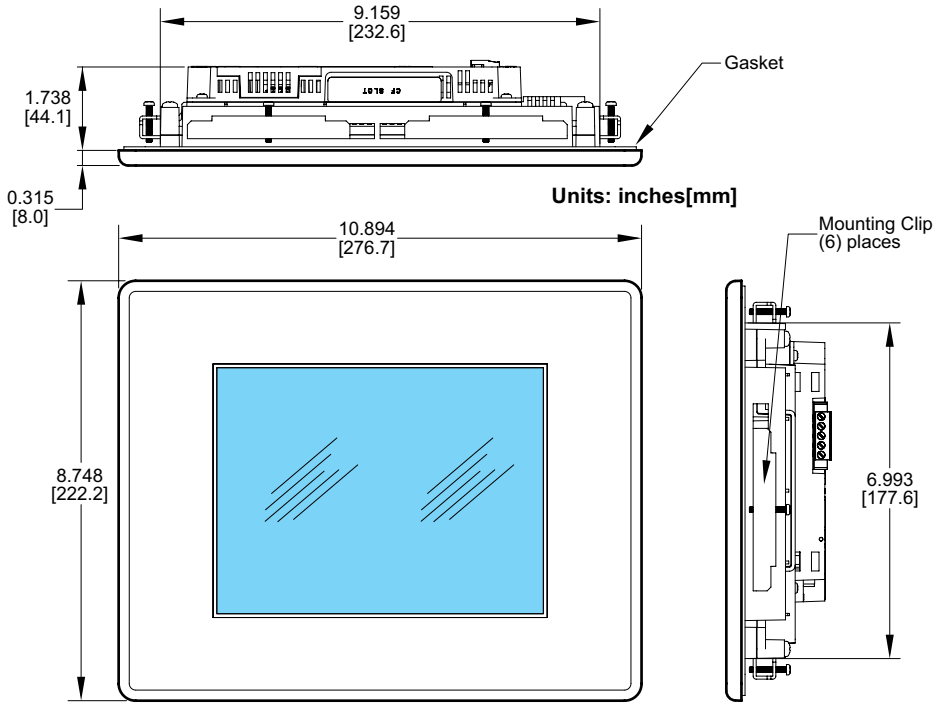
## Cutout Dimensions:



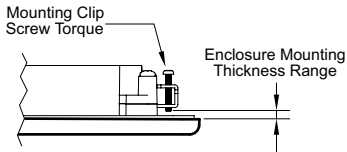
# EA7-T8C

## Original Mounting Clips

Dimensions:



### Enclosure Mounting Thickness Ranges and Mounting Clip Screw Torque

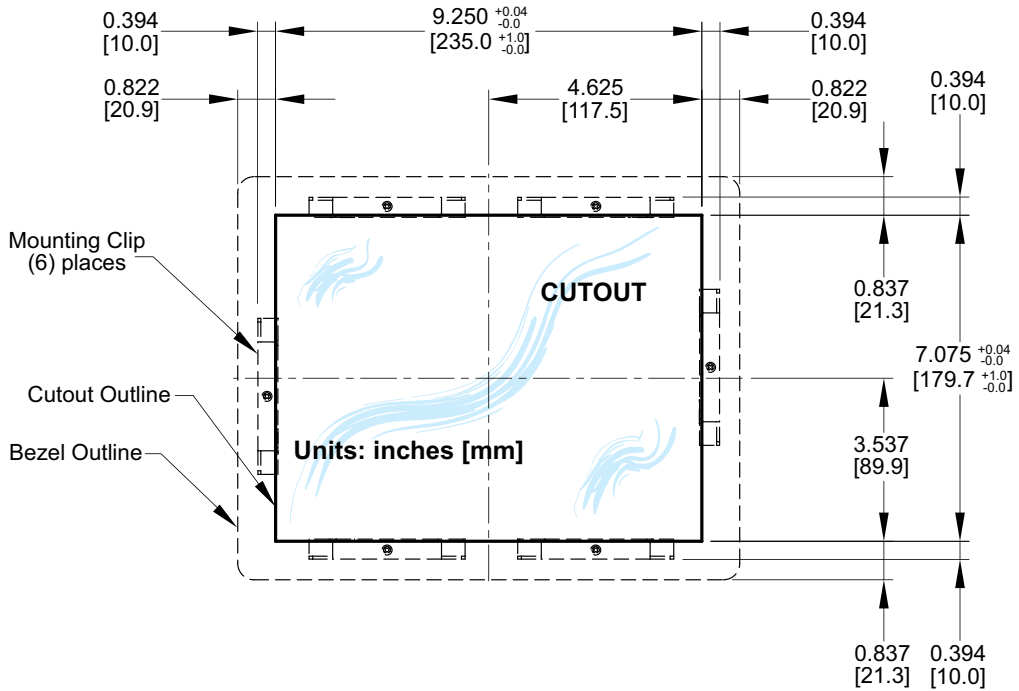


Touch Panel Size	Enclosure Thickness Range	Mounting Clip Screw Torque
8", 10", 12" & 15"	0.039 - 0.20 inch [1 - 5 mm]	42 ~ 57 oz-in [0.3 ~ 0.4 Nm]

# EA7-T8C

## Original Mounting Clips

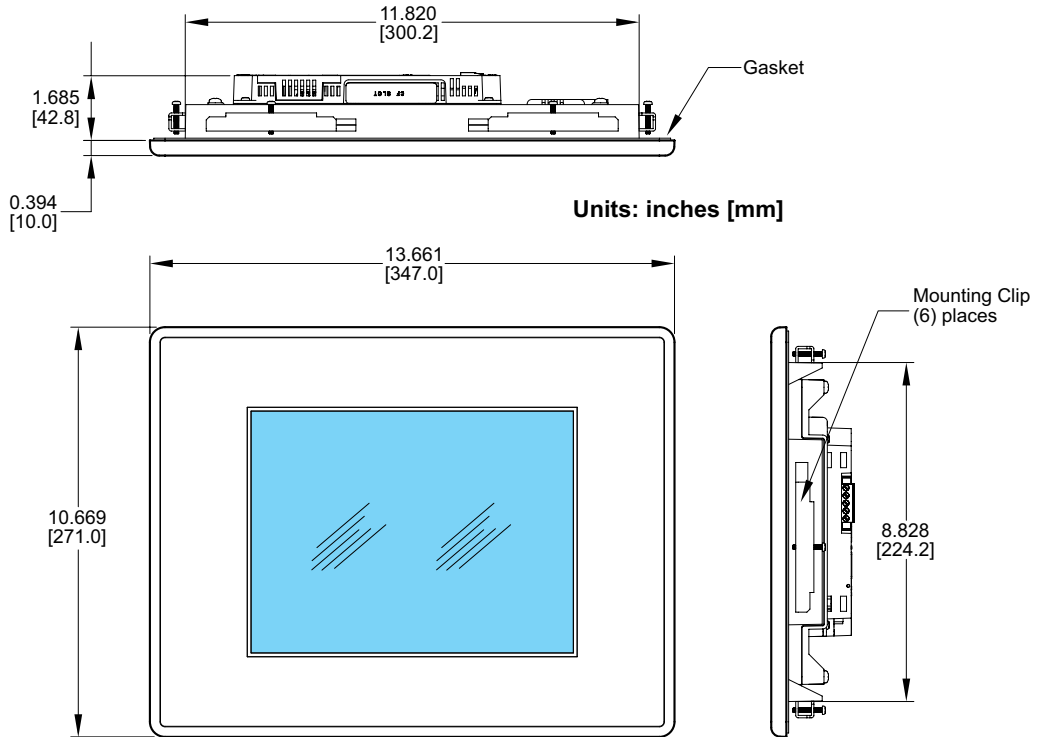
### Cutout Dimensions:



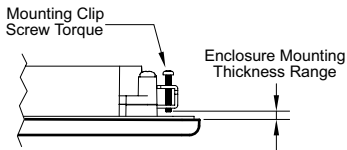
# EA7-T10C

## Original Mounting Clips

### Dimensions:



### Enclosure Mounting Thickness Ranges and Mounting Clip Screw Torque

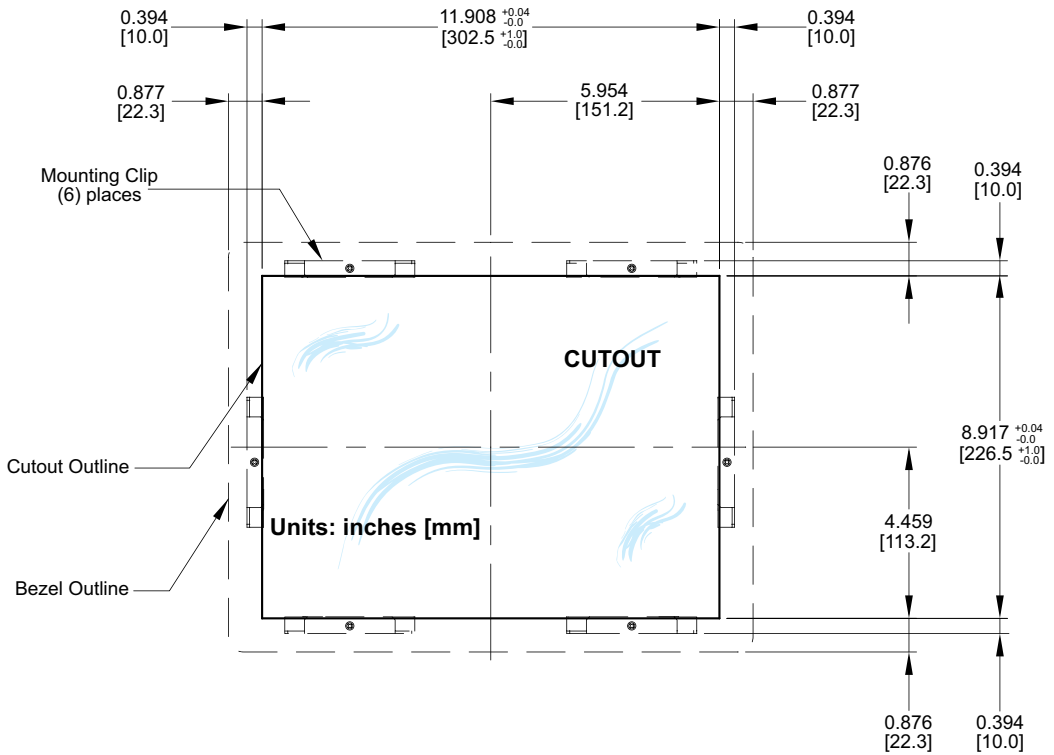


Touch Panel Size	Enclosure Thickness Range	Mounting Clip Screw Torque
8", 10", 12" & 15"	0.039 - 0.20 inch [1 - 5 mm]	42 ~ 57 oz-in [0.3 ~ 0.4 Nm]

# EA7-T10C

## Original Mounting Clips

### Cutout Dimensions:

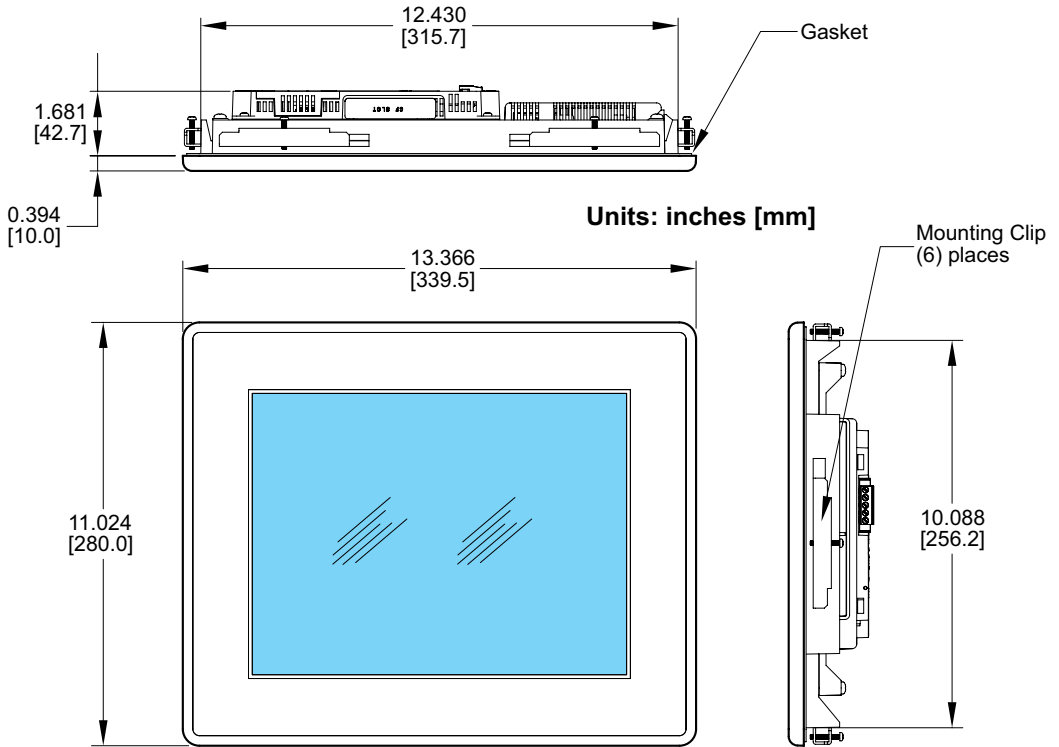




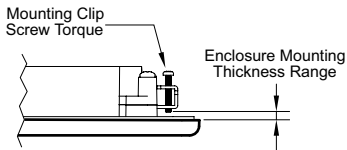
# EA7-T12C

## Original Mounting Clips

Dimensions:



### Enclosure Mounting Thickness Ranges and Mounting Clip Screw Torque

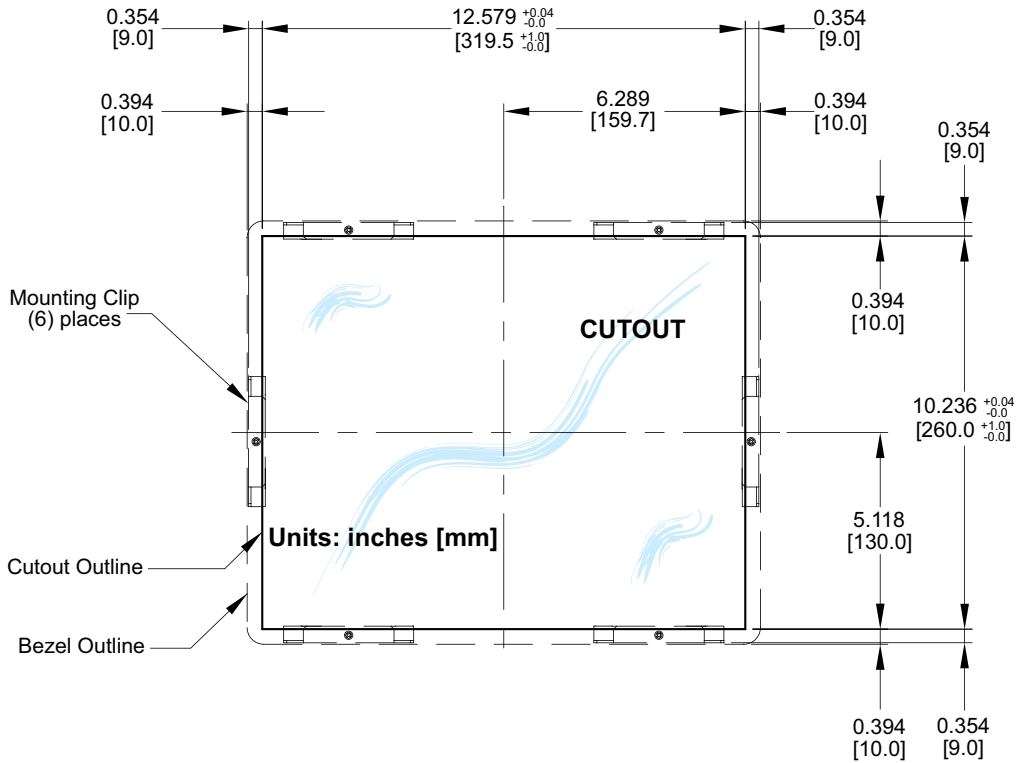


Touch Panel Size	Enclosure Thickness Range	Mounting Clip Screw Torque
8", 10", 12" & 15"	0.039 - 0.20 inch [1 - 5 mm]	42 ~ 57 oz-in [0.3 ~ 0.4 Nm]

# EA7-T12C

## Original Mounting Clips

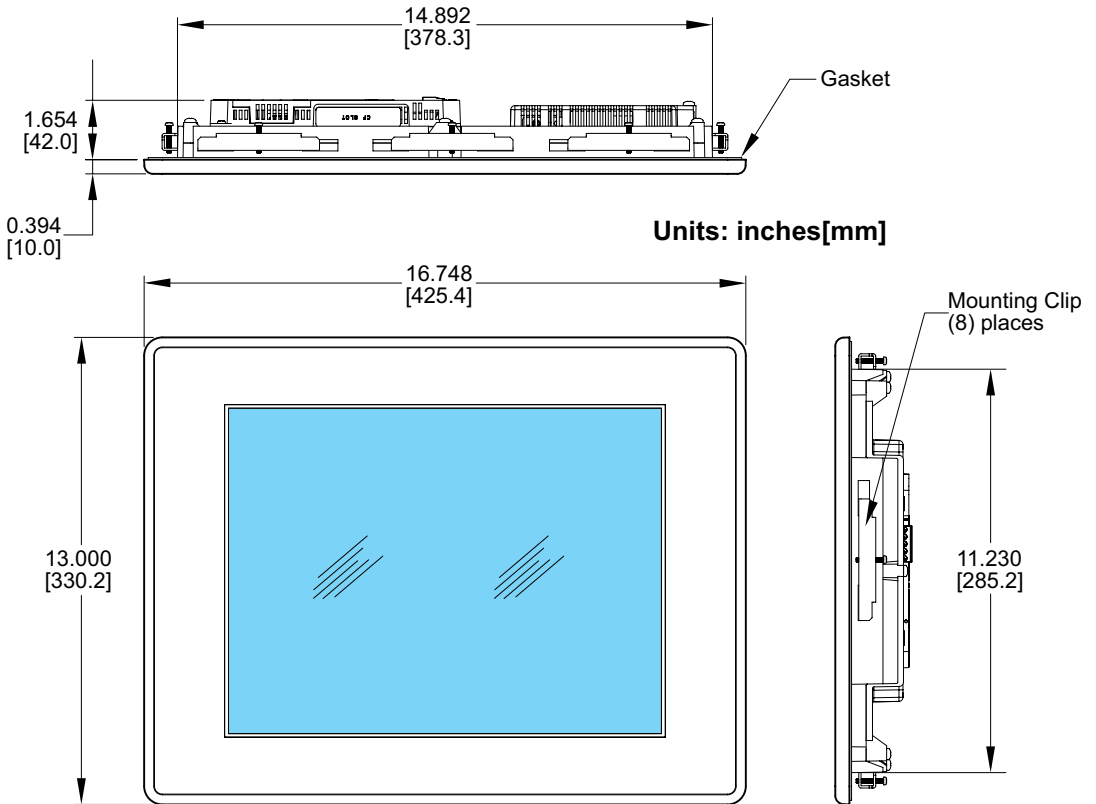
### Cutout Dimensions:



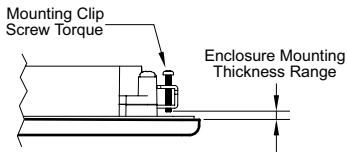
# EA7-T15C

## Original Mounting Clips

Dimensions:



### Enclosure Mounting Thickness Ranges and Mounting Clip Screw Torque



Touch Panel Size	Enclosure Thickness Range	Mounting Clip Screw Torque
8", 10", 12" & 15"	0.039 - 0.20 inch [1 - 5 mm]	42 ~ 57 oz-in [0.3 ~ 0.4 Nm]

# EA7-T15C

## Original Mounting Clips

### Cutout Dimensions:

