



Errata Sheet

This Errata Sheet contains corrections or changes made after the publication of this manual.

Product Family: C-more Micro-Graphic Touch Panels

Date: January 20, 2015

Manual Number EA1-TCL-M

Revision and Date 2nd Ed. Rev. A, 07 / 2013

C-more Micro-Graphic Touch Panels are now CSA approved:

Page 1-4, 1-5:

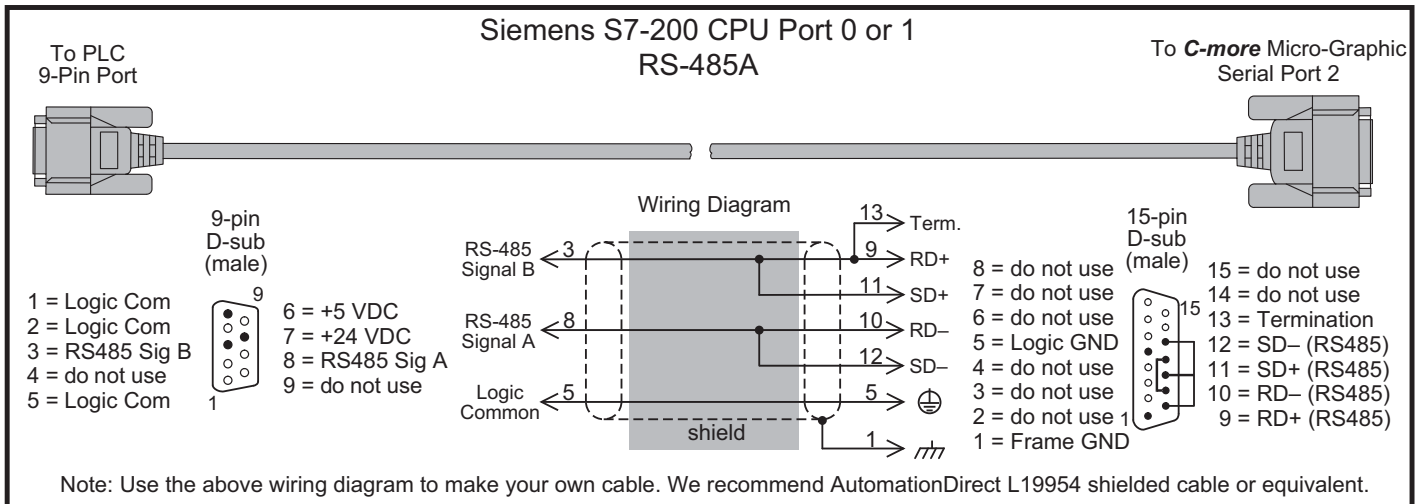
Add **CSA** to the Agency Approvals features list. Add CSA column to the Agency Approvals table. File number is 234884.

Page 2-4, 2-6 :

Add **CSA File 234884** to the Agency Approvals specification.

Page 6-29:

Siemens S7-200 CPU - RS-485 wiring diagram has been corrected.



Allen Bradley PLC5 communicates with EA7 panels via DF1 Full Duplex.

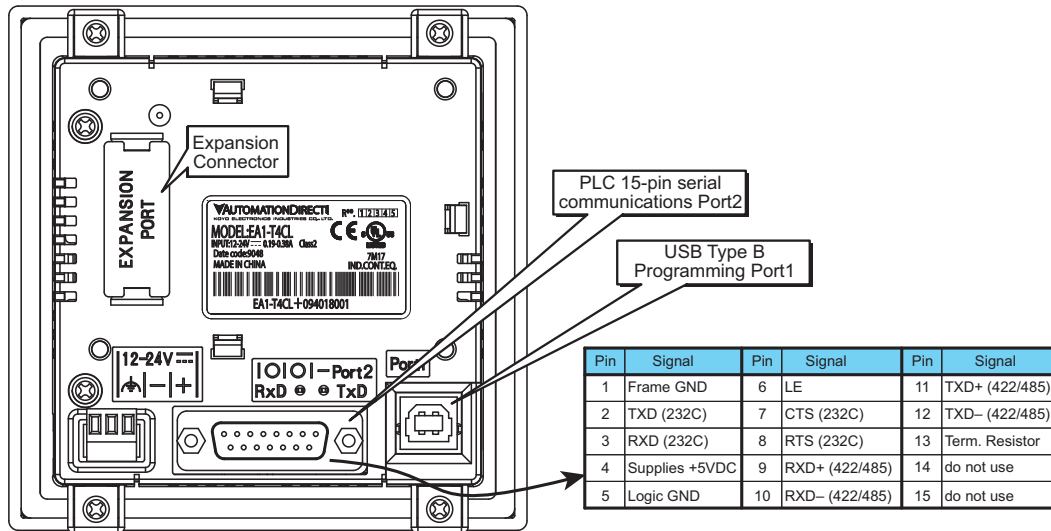
Pages 1-17, 6-12 and 6-14:

Removed PLC5 from DH485 protocol list.

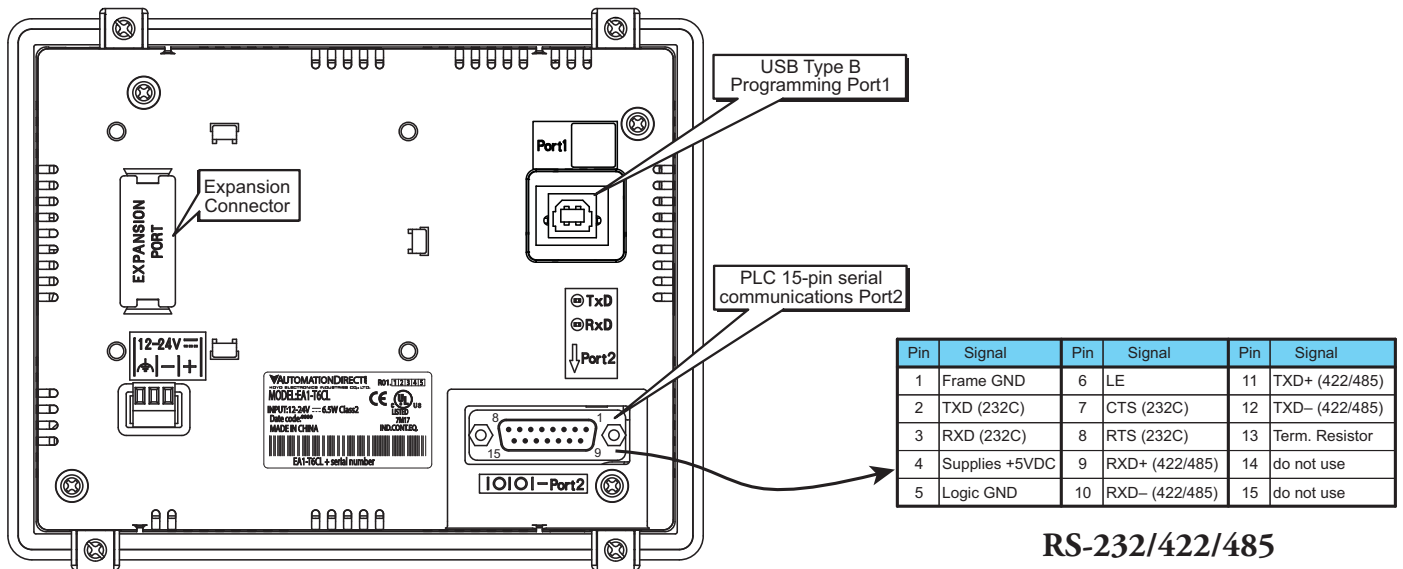
Revised all instances of communication wiring diagrams as shown below.

Port 1 - Pin 5 - receives 5VDC

Port 2 - Pin 4 - supplies +5VDC



RS-232/422/485



RS-232/422/485