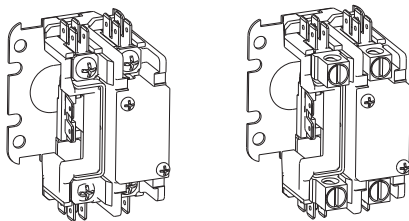


Installation Instructions Notice d'installation Instrucciones de montaje



WDP20/25/30/32/40 1Pole+1Shunt
Definite-purpose Contactor











1/5



WARNING

DO NOT ATTEMPT TO INSTALL OR PERFORM MAINTENANCE ON EQUIPMENT WHILE IT IS ENERGIZED. DEATH, SEVERE PERSONAL INJURY, OR SUBSTANTIAL PROPERTY DAMAGE CAN RESULT FROM CONTACT WITH ENERGIZED EQUIPMENT. ALWAYS VERIFY THAT NO VOLTAGE IS PRESENT BEFORE PROCEEDING WITH THE TASK, AND ALWAYS FOLLOW GENERALLY ACCEPTED SAFETY PROCEDURES.

2/5

								
	2N.m [20Lb.in]	2N.m [20Lb.in]	mm ² [AWG]	mm ² [AWG]	mm ² [AWG] 100-399	mm ² [AWG]	mm ² [AWG]	mm ² [AWG]
Model Code	A	a	B	C	D	E	F	G
WDP20	M5	M8	2.5~4 [14~12]	2.5~4 [14~12]	2.5~4 [14~12]	2.5~4 [14~12]	2.5~6 [14~10]	2.5~6 [14~10]
WDP25	M5	M8	2.5~4 [14~12]	2.5~4 [14~12]	2.5~4 [14~12]	2.5~4 [14~12]	2.5~6 [14~10]	2.5~6 [14~10]
WDP30	M5	M8	2.5~6 [14~10]	2.5~6 [14~10]	2.5~6 [14~10]	2.5~6 [14~10]	4~10 [12~8]	4~10 [12~8]
WDP32	M5	M8	2.5~6 [14~10]	2.5~6 [14~10]	2.5~6 [14~10]	2.5~6 [14~10]	4~10 [12~8]	4~10 [12~8]
WDP40	M5	M8	2.5~6 [14~10]	2.5~6 [14~10]	2.5~6 [14~10]	2.5~6 [14~10]	4~10 [12~8]	4~10 [12~8]

3/5

Warning!

Motor may start automatically. Automatic start may injure persons and damage machines. Automatic restart is possible when "automatic reset" is active.

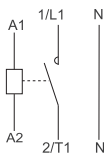
Avertissement !

Le redémarrage automatique du moteur peut provoquer des dégâts matériels et être dangereux pour personnes. Ce danger du redémarrage automatique correspond au mode «réarmement automatique».

¡Advertencia!

El motor puede arrancar automáticamente. El arranque automático es posible cuando el "botón de reset" está en posición automático y el circuito de maniobra activado.

4/5



**Disconnect all power before working on equipment.
Coupez toutes les alimentations avant de travailler sur l'équipement.
Desconecte la alimentación antes de trabajar en equipo.**

5/5



Printed with environment-friendly paper
Copyright WorldwideElectric. All Rights Reserved
www.worldwideelectric.net