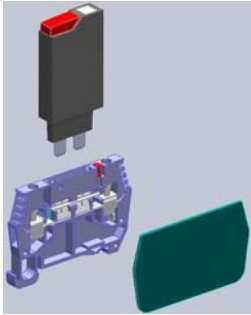
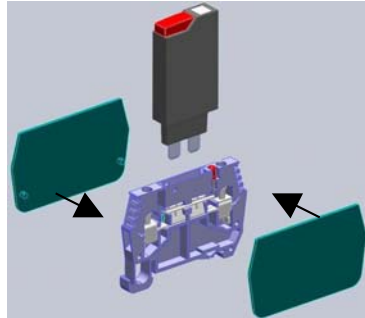


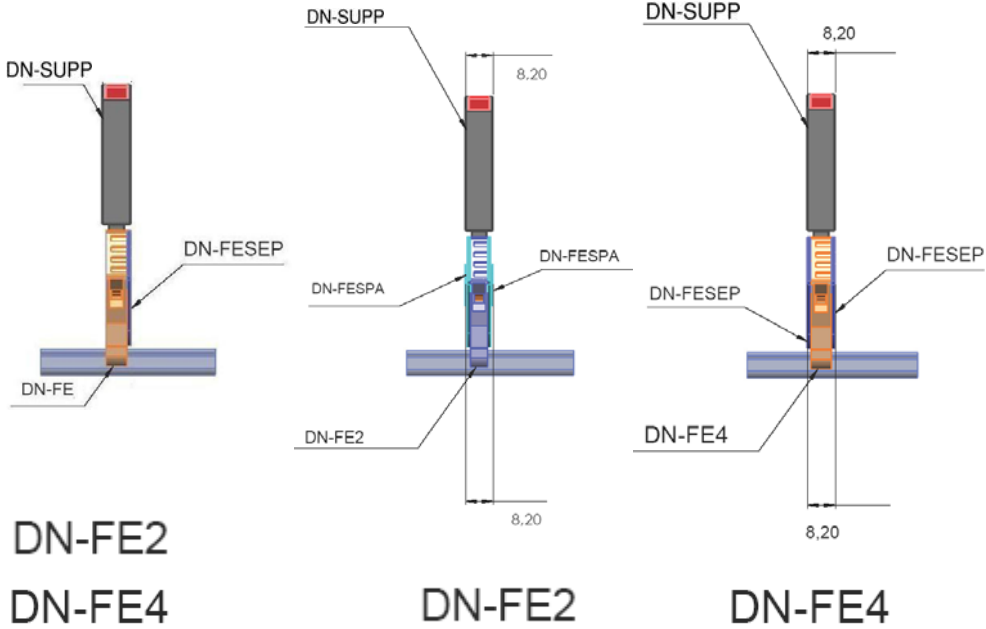
DN-SUPP_series



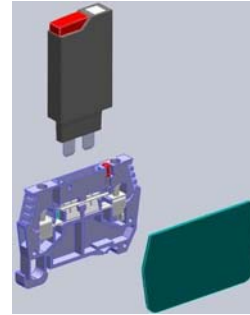
When aligned alone, you should use **DN-FESEP**



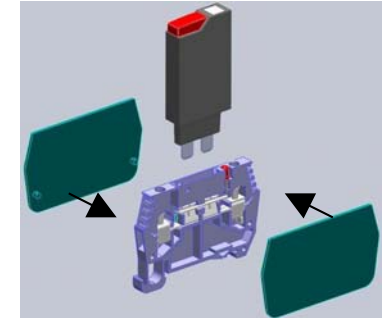
When aligned in a row, you shall use:
 n° 2pcs **DN-FESPA** for **DN-FE2**
 n° 2pcs **DN-FESEP** for **DN-FE4**



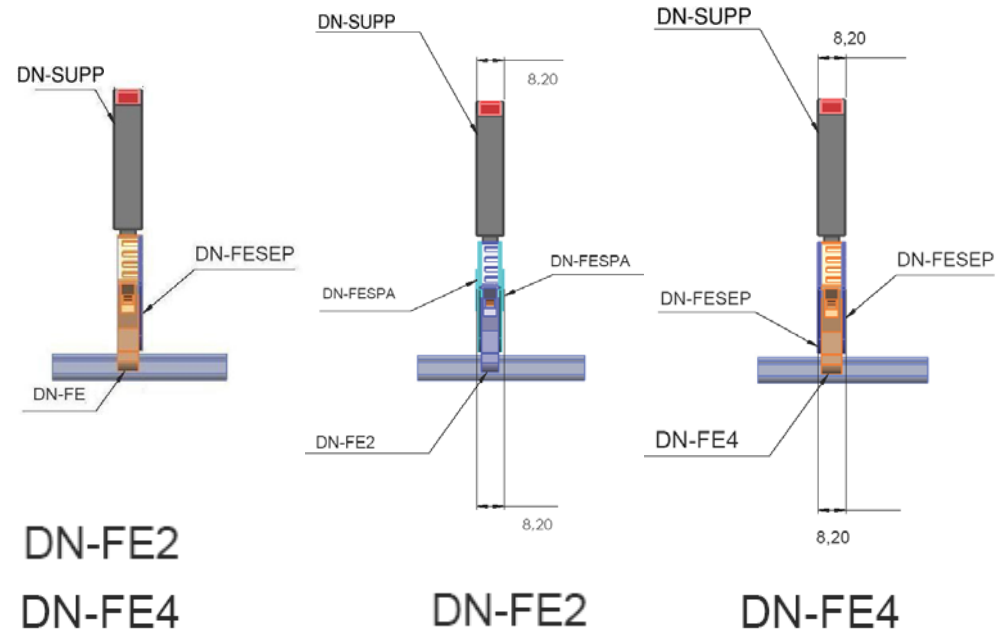
DN-SUPP_series



When aligned alone, you should use **DN-FESEP**

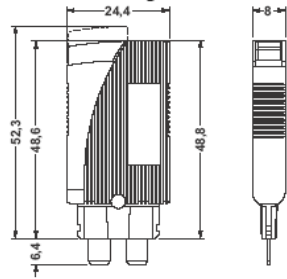


When aligned in a row, you shall use:
 n° 2pcs **DN-FESPA** for **DN-FE2**
 n° 2pcs **DN-FESEP** for **DN-FE4**

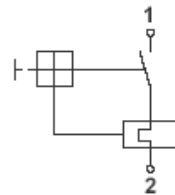


DN-SUPP_series


Dimensional Drawing



Circuit Diagram



Time/Current Characteristic Curve



Part Number	Nominal Current (A)
DN-SUPP-P25	0,25
DN-SUPP-P5	0,5
DN-SUPP-1	1
DN-SUPP-2	2
DN-SUPP-3	3
DN-SUPP-4	4
DN-SUPP-6	6
DN-SUPP-8	8
DN-SUPP-10	10



Note:

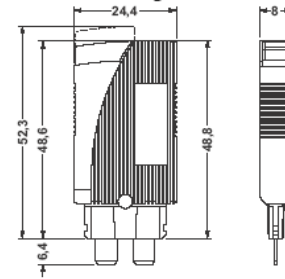
When 2 or more devices are mounted side by side, each device should only carry 80% of its rating, or must be derated accordingly.

The time/current characteristic curve depends on the ambient temperature prevailing. In order to eliminate nuisance tripping, please multiply the circuit breaker current ratings by the derating factor

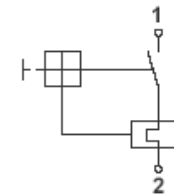
Ambient Temperature [°C]	-20	-10	0	23	40	50	60
Temperature Factor	0.76	0.84	0.92	1	1.08	0.16	1.24

DN-SUPP_series


Dimensional Drawing



Circuit Diagram



Time/Current Characteristic Curve



Part Number	Nominal Current (A)
DN-SUPP-P25	0,25
DN-SUPP-P5	0,5
DN-SUPP-1	1
DN-SUPP-2	2
DN-SUPP-3	3
DN-SUPP-4	4
DN-SUPP-6	6
DN-SUPP-8	8
DN-SUPP-10	10



Note:

When 2 or more devices are mounted side by side, each device should only carry 80% of its rating, or must be derated accordingly.

The time/current characteristic curve depends on the ambient temperature prevailing. In order to eliminate nuisance tripping, please multiply the circuit breaker current ratings by the derating factor

Ambient Temperature [°C]	-20	-10	0	23	40	50	60
Temperature Factor	0.76	0.84	0.92	1	1.08	0.16	1.24