


PRODUCT DESCRIPTION:

FEP_M_KR3

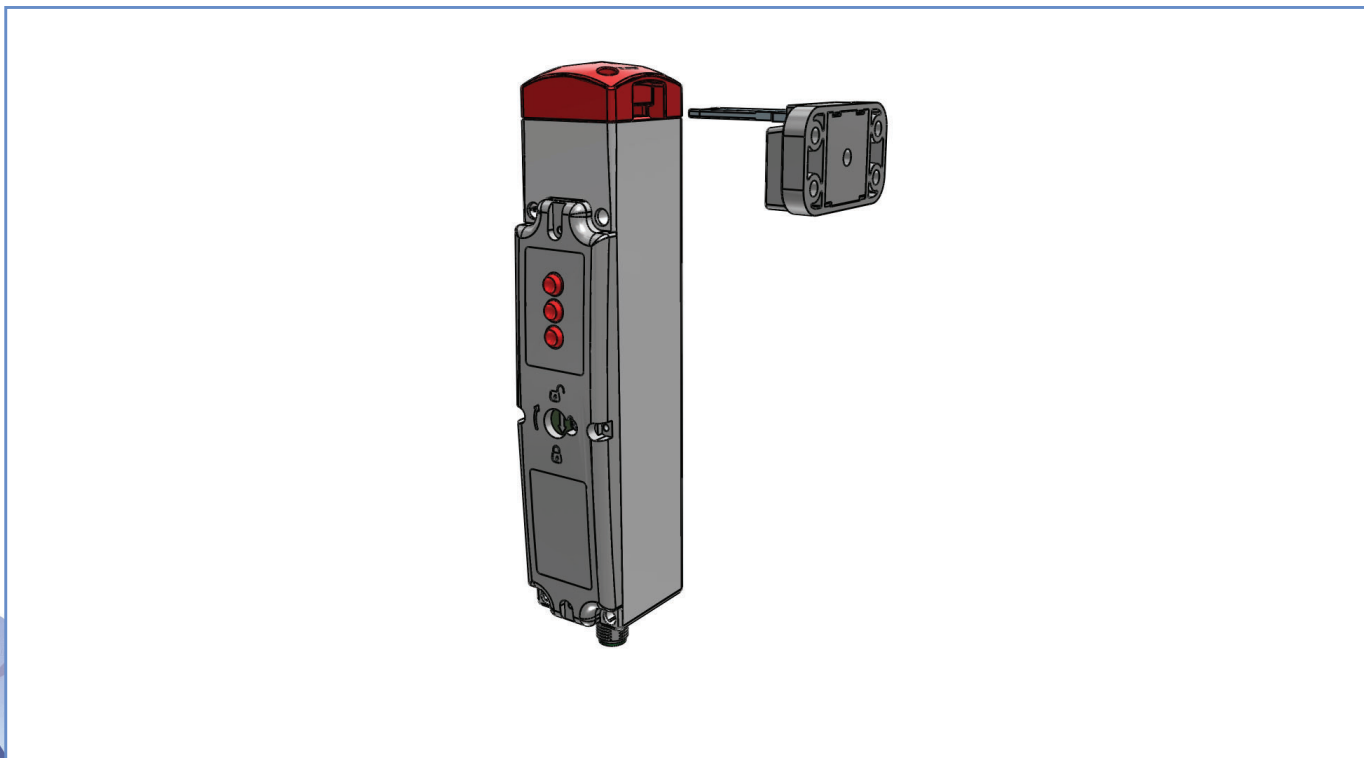
PRODUCT CODE:

AFEPMKR3FR3-024E

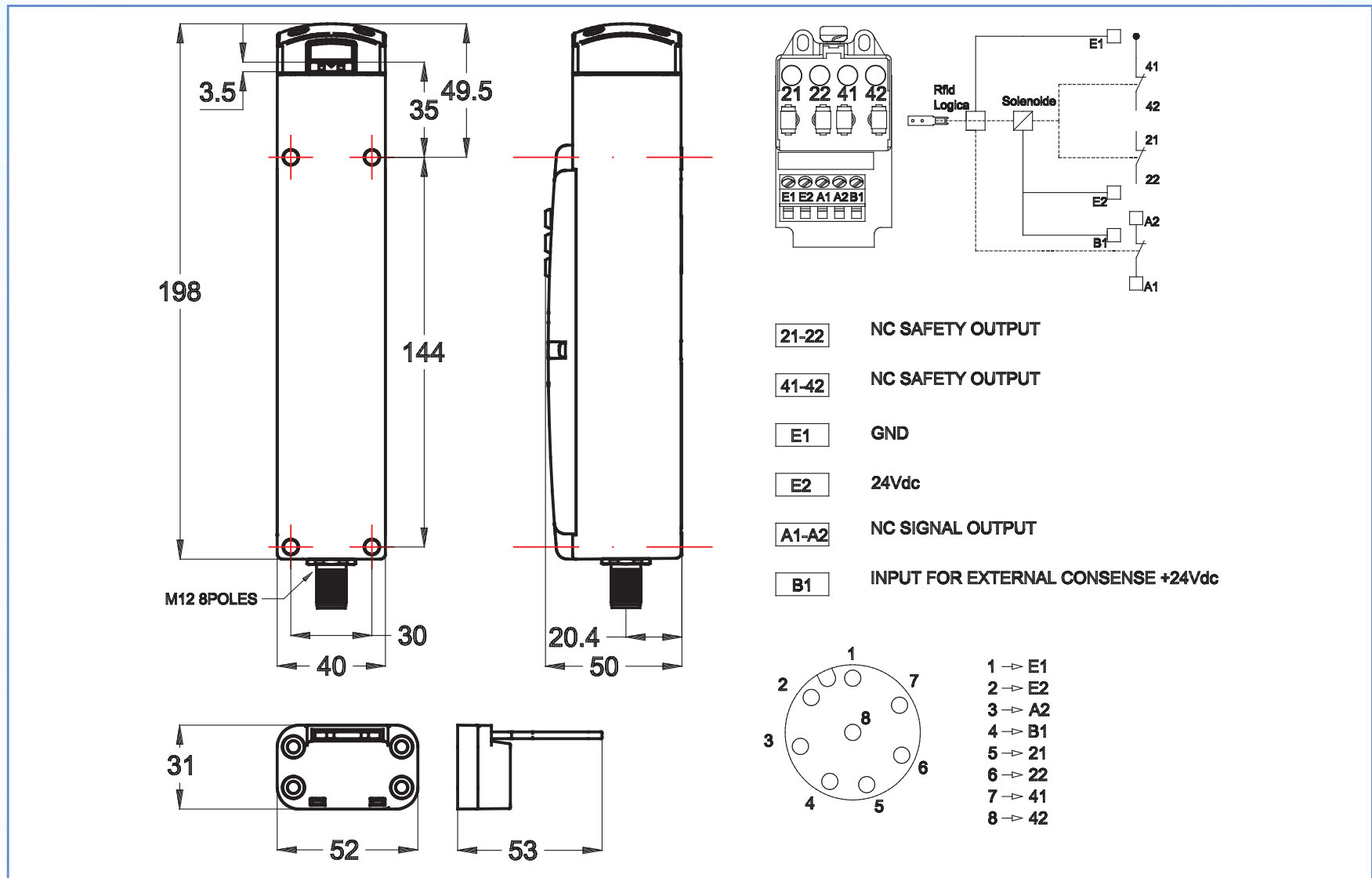
DYNAMIC 3D VIEW:



STATIC 3D VIEW:



TECHNICAL VIEW:



DETAILS:

Part Number	AFEPMKR3FR3-024E
Casing Material	Reinforced thermoplastic
Width [mm]	40
Electrical connections	M12 8 poles connector
IP Degree of Protection	65
Actuating Head	Separated actuator
Head Material	Thermoplastic head
Head orientation	180° Right
Principle of operation	Electrical interlock
Unlock	With screw release
Solenoid power supply [Vdc]	24
Functional power supply [Vdc]	24 (+/-10%)
Max. current [A]	0.5
Ui terminals [V]	30
Uimp terminals [kV]	0.8
Safety output	2NC (commanded by solenoid)
Signalling output	1NC (Key inserted and recognized)
Approvals	cULus - FCC - CE - RHOS
Reference Directives	2006/42/CE - 2014/35/UE
Reference regulations	IEC 60947-5-1 / EN 60947-5-1 / EN ISO 14119
Interlock type according to EN ISO 14119	Type 4
Encoding level according to EN ISO 14119	High

PRODUCT DRAWING RELEASE:

Datasheet creation date: 23/01/2023 14:15

Last Modification (geometry): 09/02/2021 10:52



DETAILS:

Emergency unlock type	Manual
Performance Level according to EN 13849-1	Up to PLe
SIL level according to EN 62061	Up to Sil 3
Operating Temperatures [°C]	-20°C ... +55°C
Stock Temperatures [°C]	-30°C ... +80°C
Protection against electric shocks	Class II
Rated Insulating Voltage Ui [V]	30
Pollution Degree	3
Contact rating secondo UL508	CLASS II
Rated impulsive voltage [kV]	0.8
Conventional thermal current in free air Ith (θ min 40 ° C) [A (?]	2
Short circuit protection (EU min 500Vac - fuses type gG (gl)) [A]	2
Operating currents Ie - AC-15 (50-60 Hz) [Vac - A]	24V - 2A
DC-13 operating currents [Vdc - A]	24V - 2A
Max. switching frequency [Cicli/h]	600
Maximum switching speed [m/min]	20
Resistance Between Contacts [mO]	50
Connecting Terminals	8 poles M12 male connector
Connecting Cables Dimensions [mm ²]	0.34..1.5 (contacts) 0.14..1,5 (clamps)
Marking Terminals	According to IEC 60947-5-1
Mechanical durability (Millions of operations)	1
B10d	2

PRODUCT DRAWING RELEASE:

Datasheet creation date: 23/01/2023 14:15

Last Modification (geometry): 09/02/2021 10:52



DETAILS:

Rated operating distance [mm]	3
Insured release distance with locked actuator [mm]	22
Safe Release Distance with unlocked actuator [mm]	4.5
Insured operating distance [mm]	2.5
Max. switching frequency [Hz]	1
Sensor read time [s]	1
Weight [Kg]	0.5
Insertion force [N]	15
Extraction force [N]	30
Retention force [N]	1200

PRODUCT DRAWING RELEASE:

Datasheet creation date: 23/01/2023 14:15

Last Modification (geometry): 09/02/2021 10:52

