

murrelektronik.com

DNR 01016081 - 01 2017-11-08

DE Einbauanweisung

ES Instrucciones de montaje

EN Installation notes

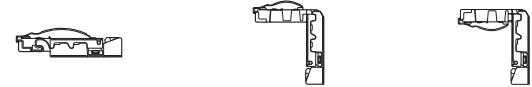
PT Instruções de instalação

FR Instructions d'installation

TR Montaj talimatı

IT Istruzioni di installazione

RU Инструкция по установке



Ethernet

7000-74075-000000

7000-74085-000000

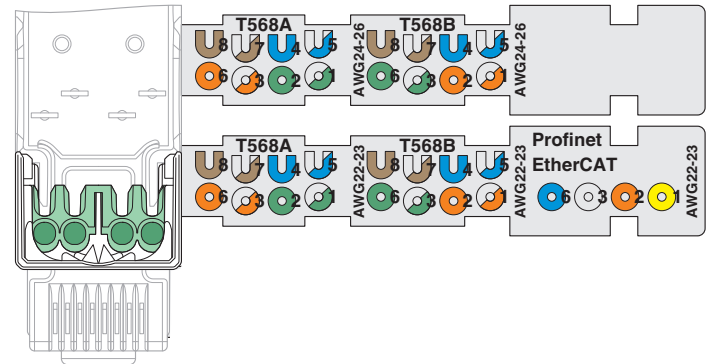
7000-74095-000000

PROFINET

7000-74071-000000

7000-74081-000000

7000-74091-000000



Ethernet, AWG 24 – 26

TIA-568A

TIA-568B

BN	WH/BN	BU	WH/BU
OG	WH/OG	GN	WH/GN

BN	WH/BN	BU	WH/BU
GN	WH/GN	OG	WH/OG

PROFINET, AWG 22 – 23

TIA-568A

TIA-568B

PROFINET/EtherCAT

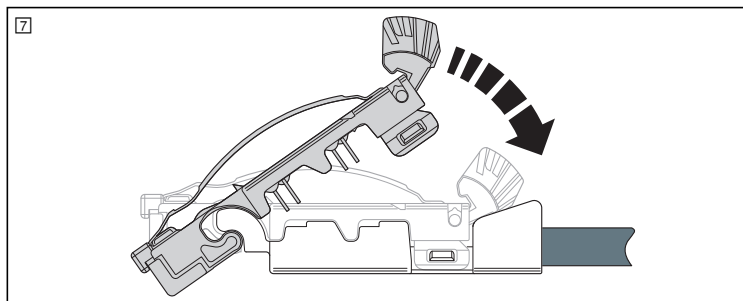
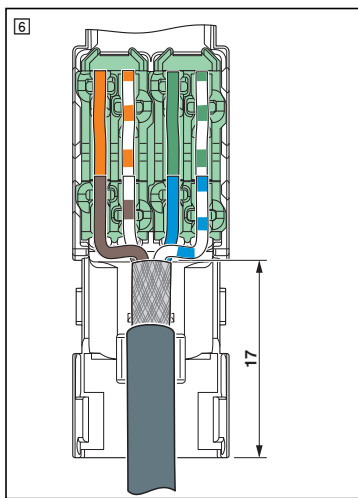
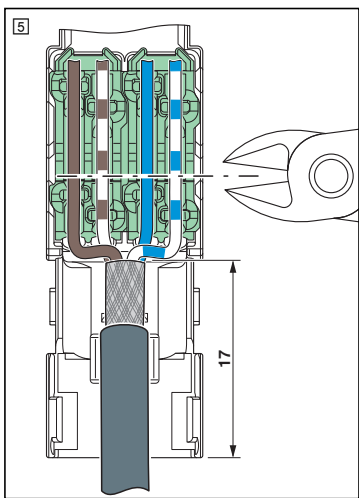
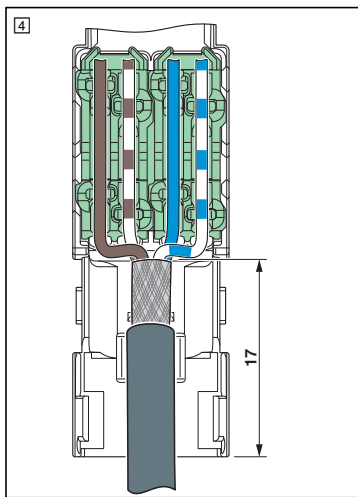
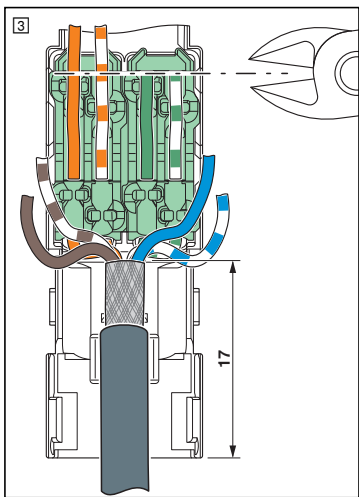
BN	WH/BN	BU	WH/BU
OG	WH/OG	GN	WH/GN

BN	WH/BN	BU	WH/BU
GN	WH/GN	OG	WH/OG

-	-	-	-
BU	WH	OG	YE

Italiano	Français	English	Deutsch	
Caratteristiche di trasmissione	Propriétés de transmission	Transmission properties	Übertragungseigenschaften	≤ 1Gbit/s
Grado di protezione	Indice de protection	Degree of protection	Schutzart	IP20
Cavo	Câble	Cable	Kabel	Ø 5 mm ... 9 mm
Isolamento del conduttore	Isolation du fil	Wire insulation	Aderisolation	Ø ≤ 1,6 mm
Numero fili	Nombre de brins	Number of litz wires	Anzahl Litzen	1 ... 19
Cicli d'innesto	Cycles d'enfichage	Insertion/withdrawal cycles	Steckzyklen	≥ 750
Range di temperatura	Plage de température	Temperature range	Temperaturbereich	-40 °C ... +70 °C

Español	Português	Türkçe	Русский	
Características de transmisión	Propriedades de transmissão	Aktarım özellikleri	Передаточные характеристики	≤ 1Gbit/s
Grado de protección	Tipo de proteção	Koruma türü	Класс защиты	IP20
Cable	Cabo	Kablo	Кабель	Ø 5 mm ... 9 mm
Aislamiento del hilo	Isolamento do cabo	Damar izolasyonu	Изоляция жил	Ø ≤ 1,6 mm
Nº de conductores	Quantidade de fios	Kablo sayısı	Количество гибких проводников	1 ... 19
Ciclos de enchufe	Ciclos de encaixe	Takma döngüleri	Циклы установки	≥ 750
Margen de temperatura	Faixa de temperatura	Sıcaklık aralığı	Диапазон температур	-40 °C ... +70 °C



Deutsch

⚠ **ACHTUNG:** Nach Schritt 3 können Sie den Stecker nicht wieder öffnen.

English

⚠ **NOTE:** After step 3 you cannot open the plug again.

Français

⚠ **IMPORTANT :** Lorsque l'étape 3 a été effectuée, il n'est plus possible d'ouvrir le connecteur.

Italiano

⚠ **IMPORTANTE:** Dopo il punto 3 non è più possibile riaprire il connettore.

Español

⚠ **IMPORTANTE:** Tras el paso 3 no puede volver a abrirse el enchufe.

Português

⚠ **IMPORTANTE:** Após o passo 3, o conector não pode ser mais reaberto.

Türkçe

⚠ **NOT:** 3 adımından sonra, konektörü tekrar açmanız mümkün değildir.

Русский

⚠ **ПРЕДУПРЕЖДЕНИЕ:** После шага 3 штекер не сможет быть снова открыт.

