





SPEC NOTES			
L (STROKE)	DISTANCE FROM DATUM A TO 	DISTANCE FROM DATUM B TO 	DISTANCE FROM DATUM C TO 
800.0 [31.5]	534.0 [21.02]	24.3 [0.96]	36.6 [1.44]
 = CENTER OF MASS - CALCULATION WITH CARRIAGE IN THE CENTER OF TRAVEL (SYMBOL POSITION ON DRAWING IS REPRESENTATIVE AND NOT EXACT)			

AutomationDirect.com
1-800-633-0405

SHEET 1 OF 1