





SPEC NOTES

L (STROKE)	DISTANCE FROM DATUM A TO 	DISTANCE FROM DATUM B TO 	DISTANCE FROM DATUM C TO 
400.0 [15.75]	332.0 [13.07]	25.3 [1]	36.6 [1.44]

 = CENTER OF MASS - CALCULATED WITH CARRIAGE IN THE CENTER OF TRAVEL (SYMBOL POSITION ON DRAWING IS REPRESENTATIVE AND NOT EXACT)