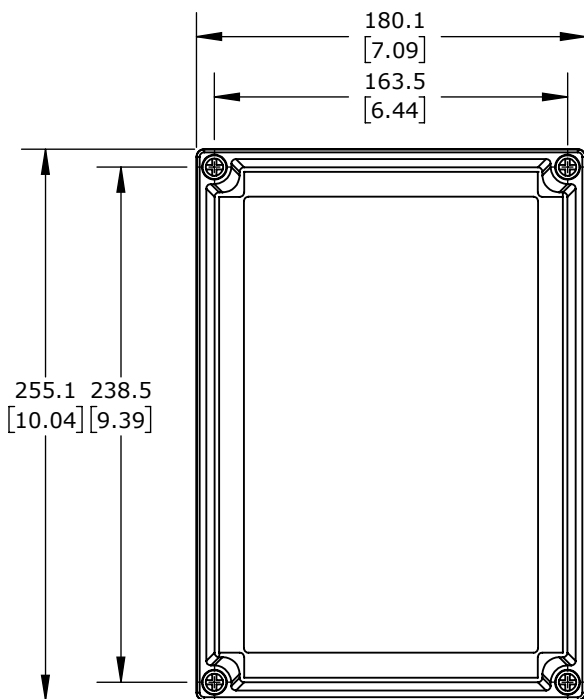
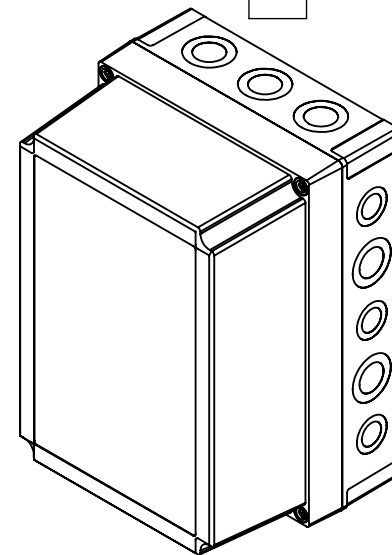


25.0
[0.98]
TYP.

Ø 20.5
[0.81]
KNOCK-OUTS
(3X) TOP &
(3X) BOTTOM

Ø 32.5
[1.28]
KNOCK-OUTS
(3X) TOP &
(3X) BOTTOM

ISOMETRIC VIEW

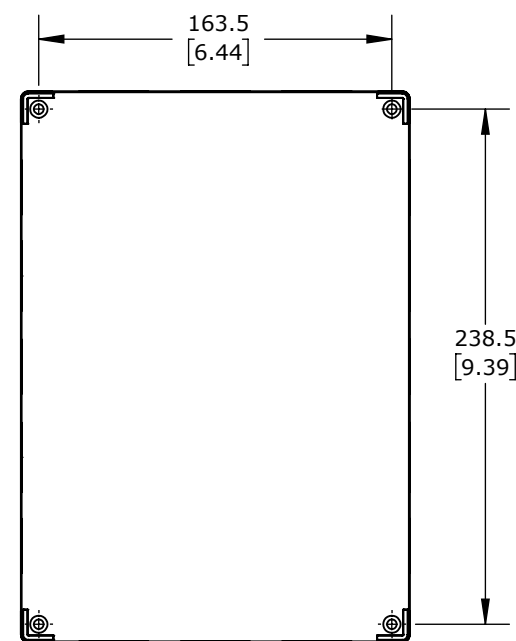
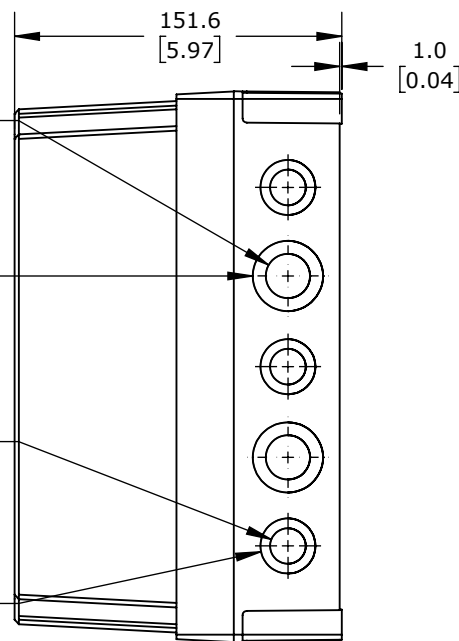


Ø 20.5
[0.81]
KNOCK-OUTS
(2X) RIGHT SIDE
(2X) LEFT SIDE

Ø 32.5
[1.28]
KNOCK-OUTS
(2X) RIGHT SIDE
(2X) LEFT SIDE

Ø 16.5
[0.65]
KNOCK-OUTS
(3X) RIGHT SIDE
(3X) LEFT SIDE

Ø 25.5
[1.00]
KNOCK-OUTS
(3X) RIGHT SIDE
(3X) LEFT SIDE



FIBOX MNX ENCLOSURES

ULPCM200150G

AutomationDirect.com
1-800-633-0405



3rd
ANGLE

NOT TO
SCALE

PART DIMENSIONS MAY DIFFER SLIGHTLY
DUE TO MANUFACTURER'S VARIANCES

METRIC UNITS USED
FOR PART DESIGN

UNLESS OTHERWISE
SPECIFIED UNITS ARE: **mm**
[inch]

MODEL
REV.

--

DRAWING DATE
10/24/2025

SHEET 1 OF 1