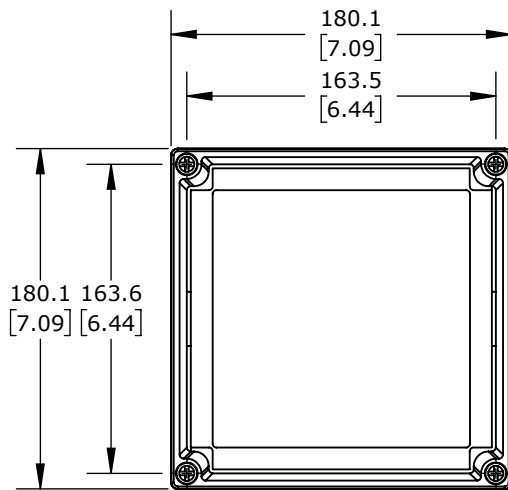
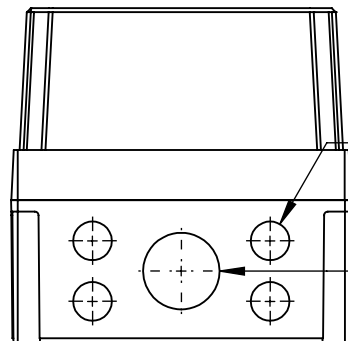


Ø 20.5
[0.81]
KNOCK-OUTS
(8X) TOP SIDE

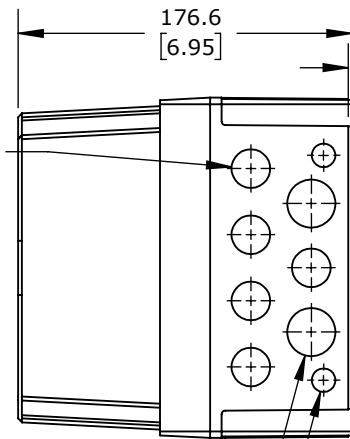


180.1 163.6
[7.09] [6.44]



Ø 20.5
[0.81]
KNOCK-OUTS
(4X) BOTTOM SIDE

Ø 40.5
[1.59]
KNOCK-OUTS
(1X) BOTTOM SIDE

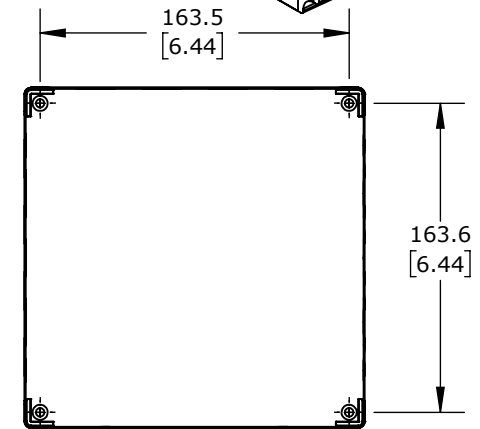
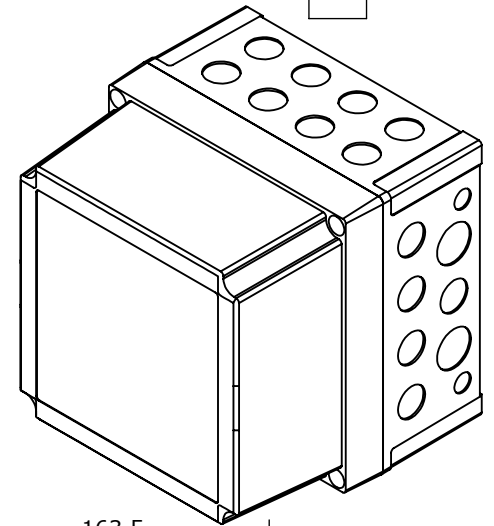


Ø 20.5
[0.81]
KNOCK-OUTS
(5X) RIGHT SIDE
(5X) LEFT SIDE

Ø 25.5
[1.00]
KNOCK-OUTS
(2X) LEFT SIDE
(2X) RIGHT SIDE

Ø 12.5
[0.49]
KNOCK-OUTS
(2X) LEFT SIDE
(2X) RIGHT SIDE

ISOMETRIC VIEW



163.6
[6.44]

FIBOX MNX ENCLOSURES

ULPCM175175XT

AutomationDirect.com
1-800-633-0405



3rd
ANGLE

NOT TO
SCALE

PART DIMENSIONS MAY DIFFER SLIGHTLY
DUE TO MANUFACTURER'S VARIANCES

METRIC UNITS USED
FOR PART DESIGN

UNLESS OTHERWISE
SPECIFIED UNITS ARE: **mm**
[inch]

MODEL
REV.

--

DRAWING DATE
10/24/2025

SHEET 1 OF 1