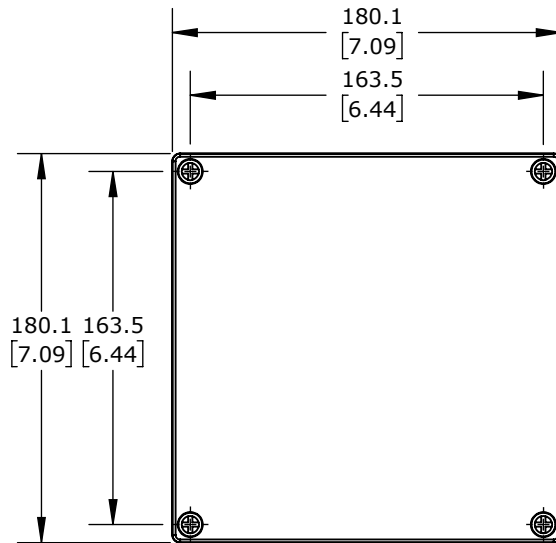
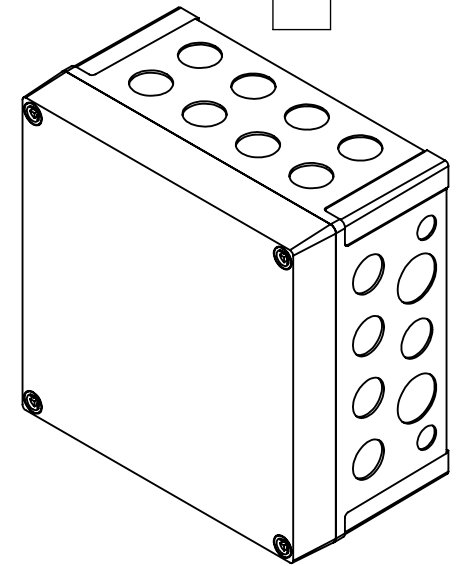
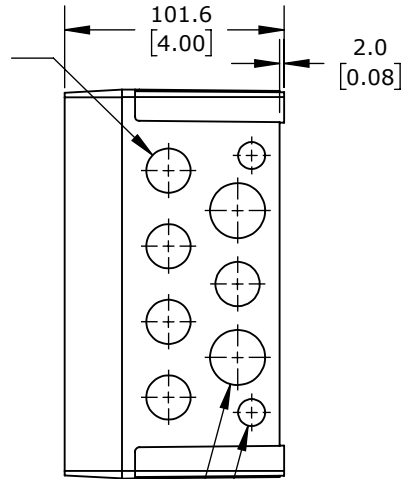


ISOMETRIC VIEW



Ø 20.5  
[0.81]

KNOCK-OUTS  
(5X) RIGHT SIDE  
(5X) LEFT SIDE

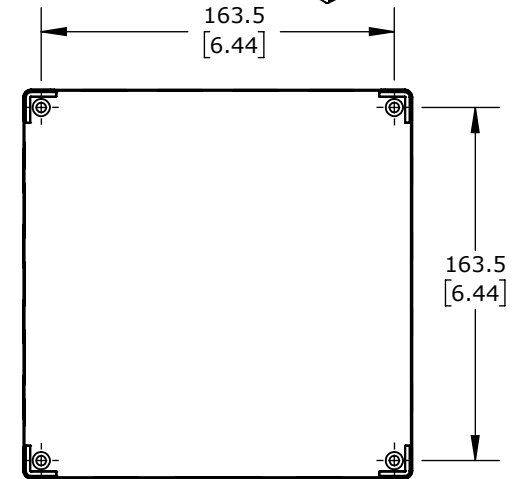


Ø 25.5  
[1.00]

KNOCK-OUTS  
(2X) RIGHT SIDE  
(2X) LEFT SIDE

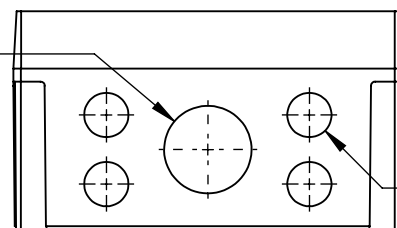
Ø 12.5  
[0.49]

KNOCK-OUTS  
(2X) RIGHT SIDE  
(2X) LEFT SIDE



Ø 40.5  
[1.59]

KNOCK-OUT  
(1X) BOTTOM SIDE



Ø 20.5  
[0.81]

KNOCK-OUTS  
(4X) BOTTOM SIDE

# FIBOX MNX ENCLOSURES

ULPCM175100XT

AutomationDirect.com  
1-800-633-0405

3rd ANGLE	NOT TO SCALE	PART DIMENSIONS MAY DIFFER SLIGHTLY DUE TO MANUFACTURER'S VARIANCES	METRIC UNITS USED FOR PART DESIGN	UNLESS OTHERWISE SPECIFIED UNITS ARE:	mm [inch]	MODEL REV.	DRAWING DATE 10/24/2025	SHEET 1 OF 1
--------------	-----------------	--	--------------------------------------	--	--------------	---------------	----------------------------	--------------