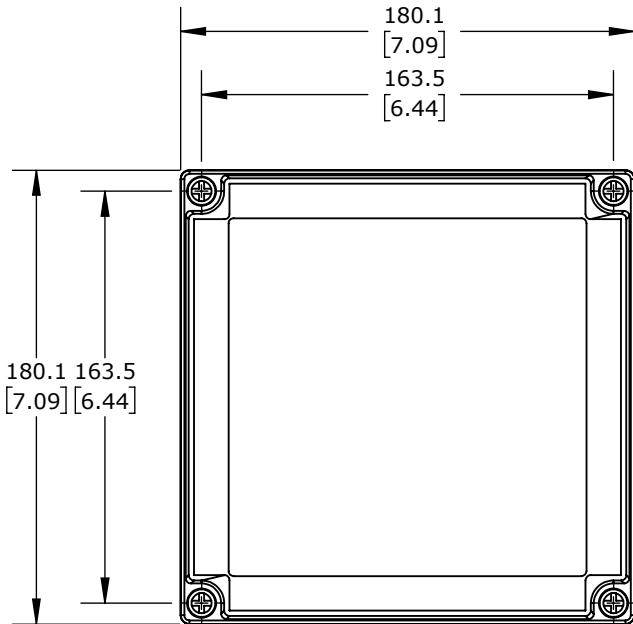
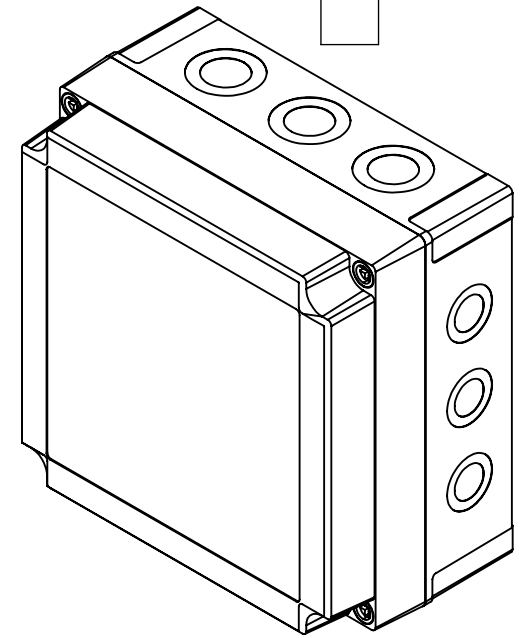


25.0
[0.98]
TYP.

Ø 20.5
[0.81]
KNOCK-OUTS
(3X) TOP &
(3X) BOTTOM

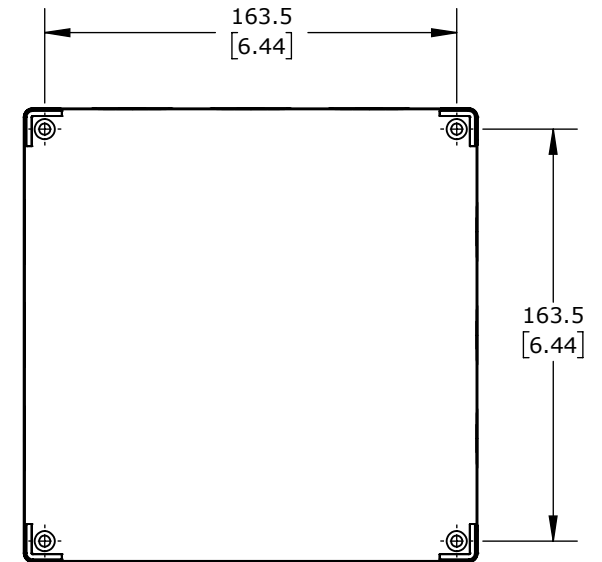
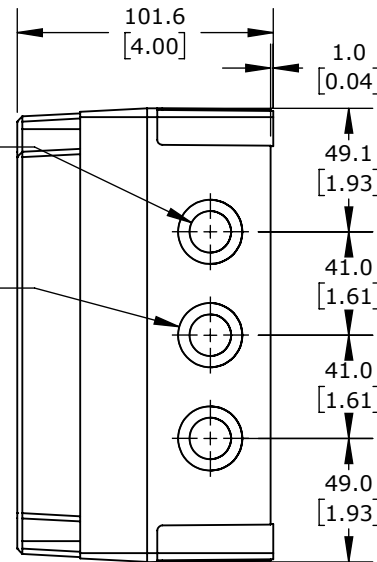
Ø 32.5
[1.28]
KNOCK-OUTS
(3X) TOP &
(3X) BOTTOM

ISOMETRIC VIEW



Ø 16.5
[0.65]
KNOCK-OUTS
(3X) RIGHT SIDE
(3X) LEFT SIDE

Ø 25.5
[1.00]
KNOCK-OUTS
(3X) RIGHT SIDE
(3X) LEFT SIDE



FIBOX MNX ENCLOSURES

ULPCM175100G

AutomationDirect.com
1-800-633-0405

3rd ANGLE	NOT TO SCALE	PART DIMENSIONS MAY DIFFER SLIGHTLY DUE TO MANUFACTURER'S VARIANCES	METRIC UNITS USED FOR PART DESIGN	UNLESS OTHERWISE SPECIFIED UNITS ARE:	mm [inch]	MODEL REV.	DRAWING DATE 10/24/2025	SHEET 1 OF 1
--------------	-----------------	--	--------------------------------------	--	--------------	---------------	----------------------------	--------------