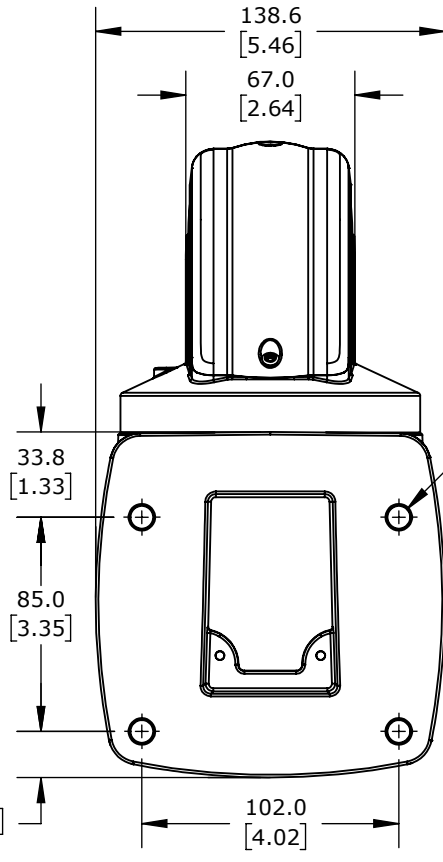
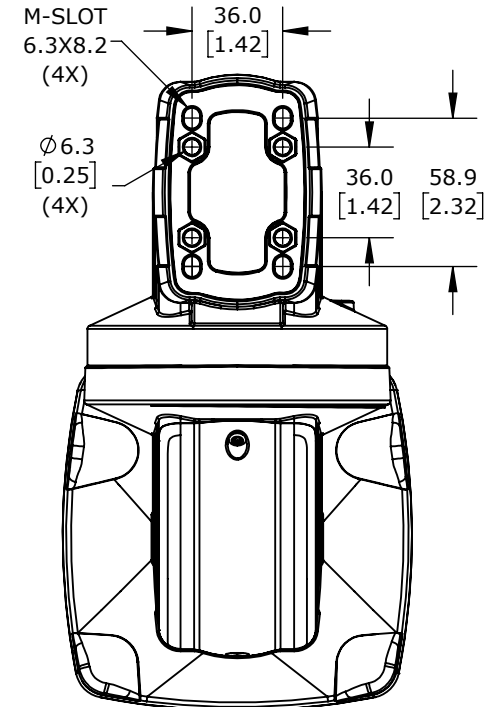
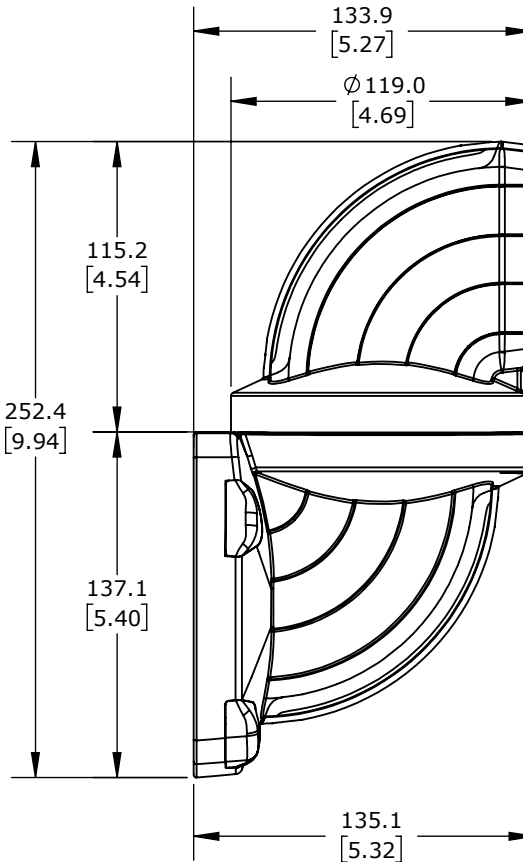


ISOMETRIC VIEW



Ø9.0 [0.35] (4X)

TEKNOKOL SUSPENSION ARM FITTING, STRAIGHT WALL-MOUNT SWIVEL BASE, 310 DEGREES MOVEMENT RANGE, ALUMINUM, RAL 7035 LIGHT GRAY. FOR USE WITH TK060 SUSPENSION ARM PROFILE.

TK060.700

AutomationDirect.com  
 1-800-633-0405



3rd ANGLE

NOT TO SCALE

PART DIMENSIONS MAY DIFFER SLIGHTLY DUE TO MANUFACTURER'S VARIANCES

METRIC UNITS USED FOR PART DESIGN

UNLESS OTHERWISE SPECIFIED UNITS ARE:

mm [inch]

LATEST VERSION 8/30/2024

SHEET 1 OF 1