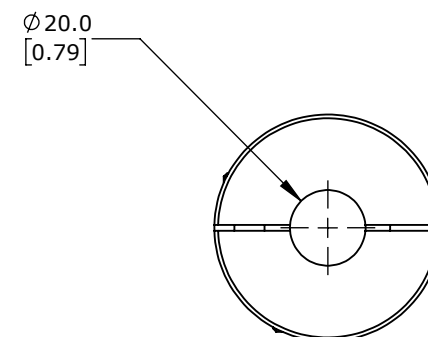
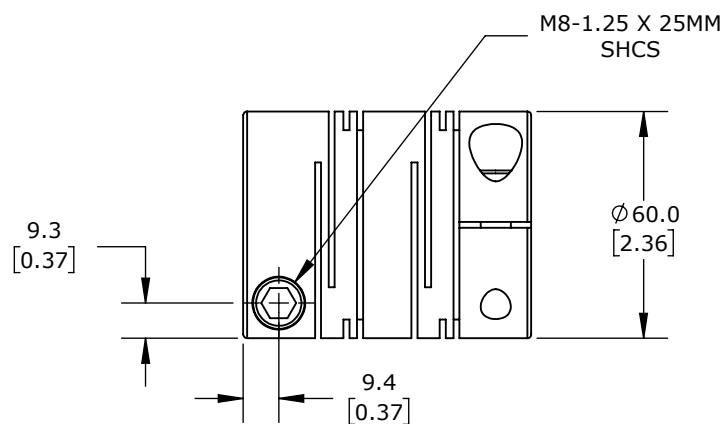
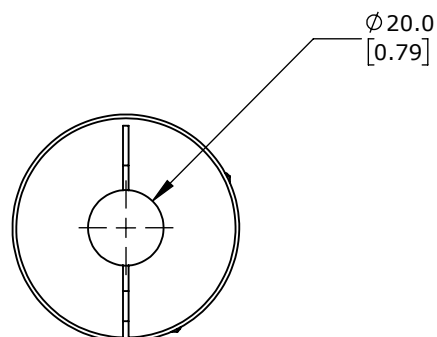
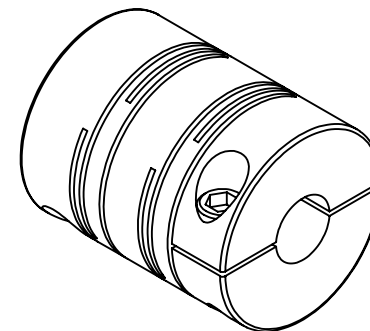
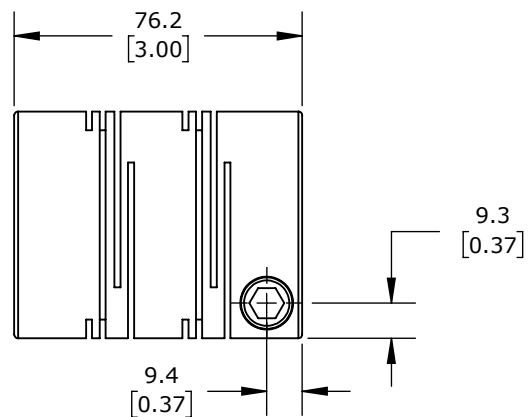



BORE SIZES ARE RATED FOR
h7 SHAFT TOLERANCE



SUNG-IL DRIVE COUPLING

SRBA-60C-20-20

AutomationDirect.com
1-800-633-0405

	3rd ANGLE	NOT TO SCALE	PART DIMENSIONS MAY DIFFER SLIGHTLY DUE TO MANUFACTURER'S VARIANCES	METRIC UNITS USED FOR PART DESIGN	UNLESS OTHERWISE SPECIFIED UNITS ARE: mm [inch]	MODEL REV. --	DRAWING DATE 10/16/2025	SHEET 1 OF 1
--	--------------	-----------------	--	--------------------------------------	--	------------------	----------------------------	--------------