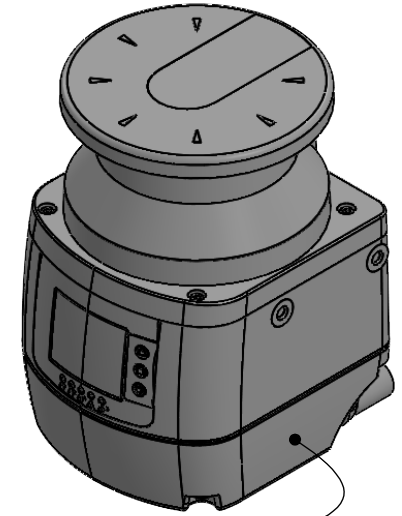
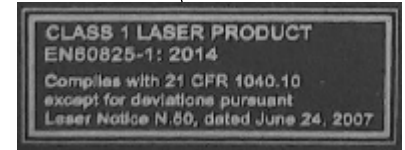
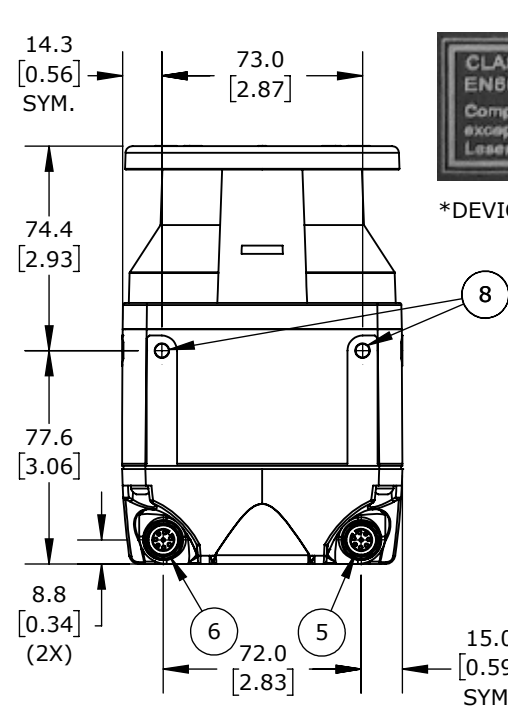
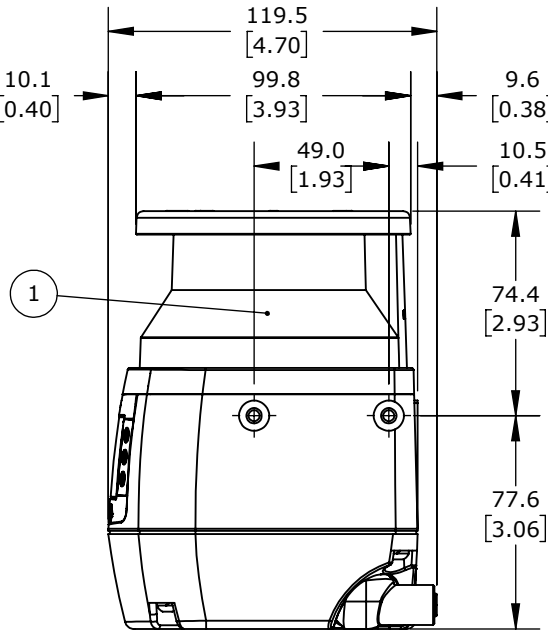
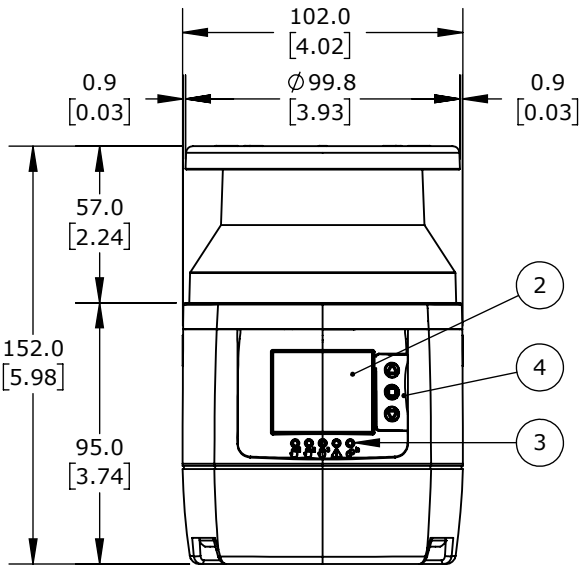


LASER SENTINEL SLAVE FEATURES

- 1.) LASER SCANNER WINDOW
- 2.) DISPLAY
- 3.) LED INDICATORS
- 4.) KEYPAD
- 5.) ETHERNET INPUT CONNECTOR
- 6.) ETHERNET OUTPUT CONNECTOR
- 7.) DEVICE CLASS AND WARNING LABELS
- 8.) DIRECT MOUNTING HOLES (2)



ISOMETRIC VIEW



*DEVICE CLASS & WARNING LABEL

DATASENSING SLS MASTER REMOTE

SLS-R5-E

AutomationDirect.com
1-800-633-0405

3rd ANGLE	NOT TO SCALE	PART DIMENSIONS MAY DIFFER SLIGHTLY DUE TO MANUFACTURER'S VARIANCES	METRIC UNITS USED FOR PART DESIGN	UNLESS OTHERWISE SPECIFIED UNITS ARE: mm [inch]	MODEL REV. --	DRAWING DATE 2/12/2026	SHEET 1 OF 1
-----------	--------------	---	-----------------------------------	---	---------------	------------------------	--------------