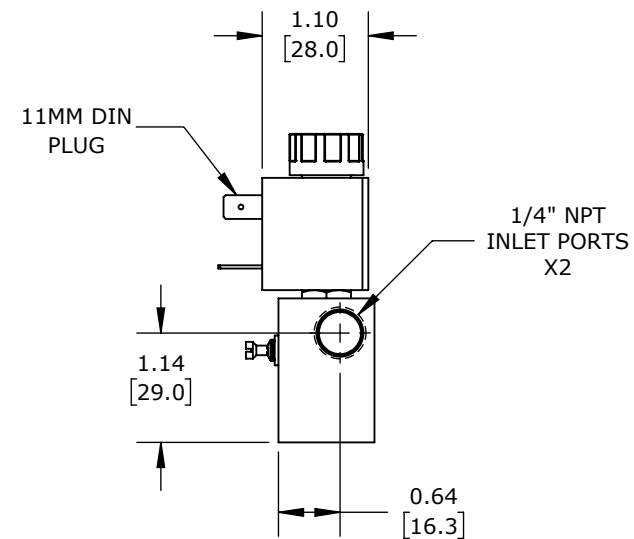
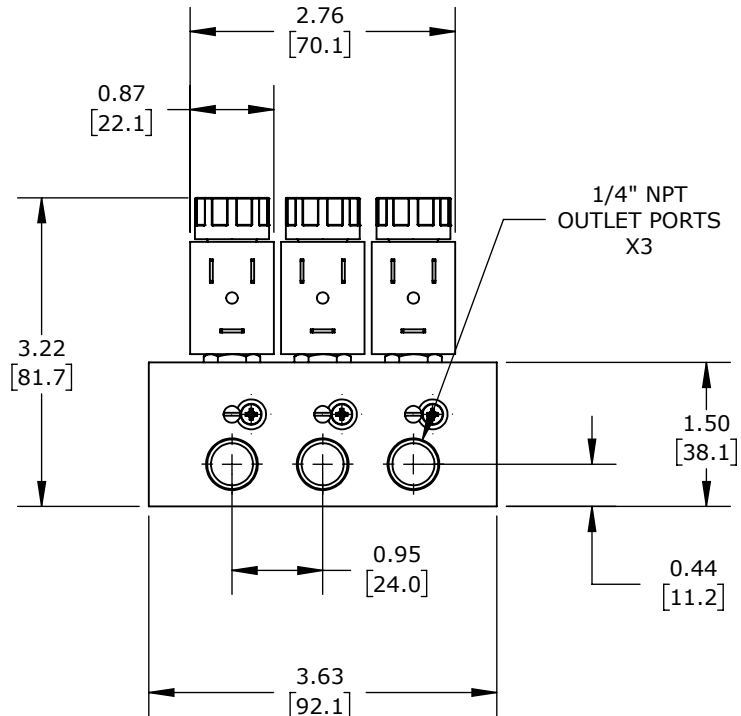
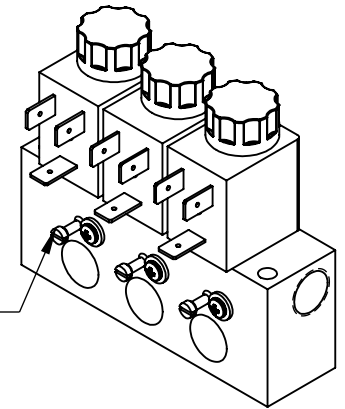


NOTE: FLATHEAD SCREWS FOR METERING FLOW. PHILIPS SCREW AND WASHER FOR LIMITING TRAVEL ON METERING SCREW



(3) STATIONS, 2-PORT (2-WAY), N.C., 1/4IN FEMALE NPT INLET(s), 1/4IN FEMALE NPT OUTLET(s), CV=0.14, INDIVIDUAL METERING, BRASS BODY, 24 VAC, 6.5 VA, 11mm DIN STYLE WIRING PLUG

## CFA SOLENOID VALVE BANK

SC931YH24VBBA5F

AutomationDirect.com  
1-800-633-0405



3rd  
ANGLE

NOT TO  
SCALE

PART DIMENSIONS MAY DIFFER SLIGHTLY  
DUE TO MANUFACTURER'S VARIANCES

INCH UNITS USED FOR  
PART DESIGN

UNLESS OTHERWISE  
SPECIFIED UNITS ARE:

inch  
[mm]

LATEST VERSION  
12/15/2025

SHEET 1 OF 1