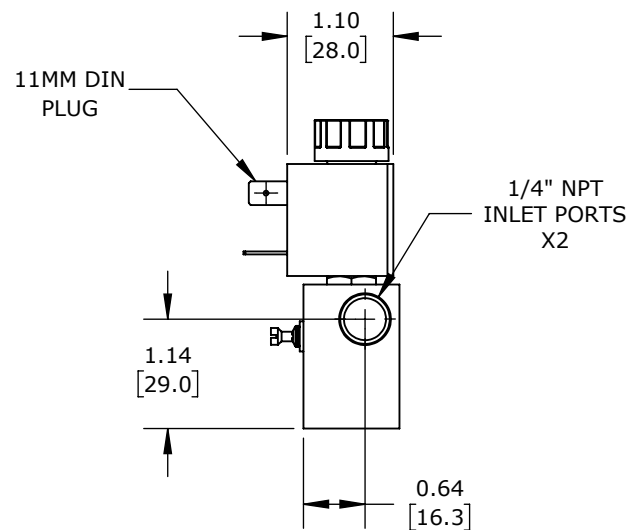
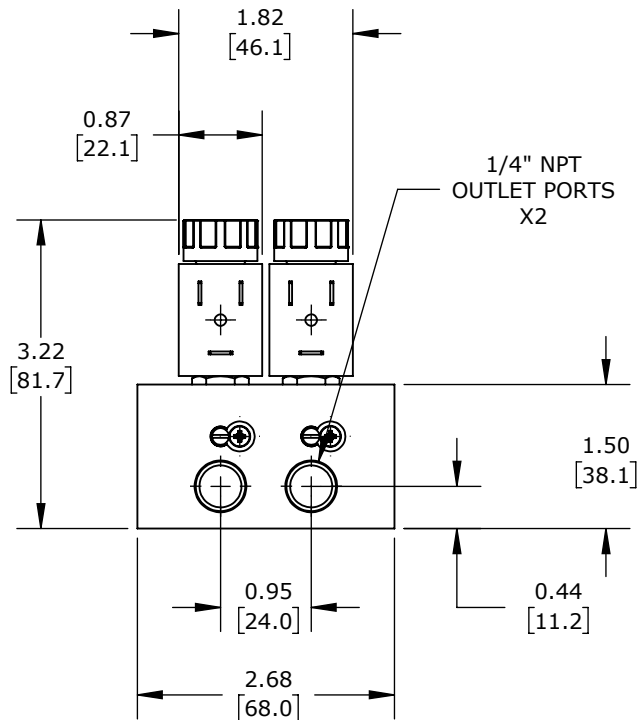
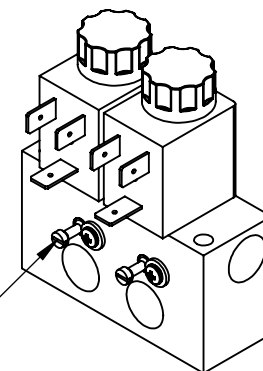


NOTE: FLATHEAD SCREWS FOR
METERING FLOW. PHILIPS SCREW
AND WASHER FOR LIMITING
TRAVEL ON METERING SCREW



(2) STATIONS, 2-PORT (2-WAY), N.C., 1/4IN FEMALE NPT INLET(s),
1/4IN FEMALE NPT OUTLET(s), CV=0.14, INDIVIDUAL METERING,
BRASS BODY, 120 VAC, 6.5 VA, 11mm DIN STYLE WIRING PLUG

CFA SOLENOID VALVE BANK

SC921YN02VBBA5F

AutomationDirect.com
1-800-633-0405



3rd
ANGLE

NOT TO
SCALE

PART DIMENSIONS MAY DIFFER SLIGHTLY
DUE TO MANUFACTURER'S VARIANCES

INCH UNITS USED FOR
PART DESIGN

UNLESS OTHERWISE
SPECIFIED UNITS ARE:

inch
[mm]

LATEST VERSION
2/15/2024

SHEET 1 OF 1