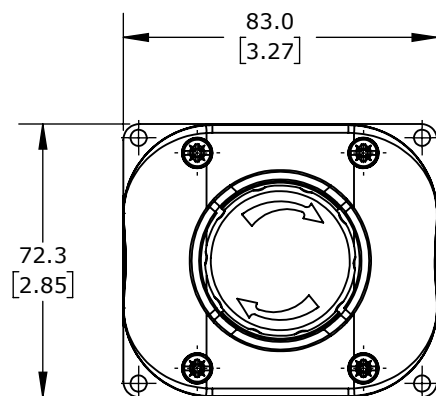
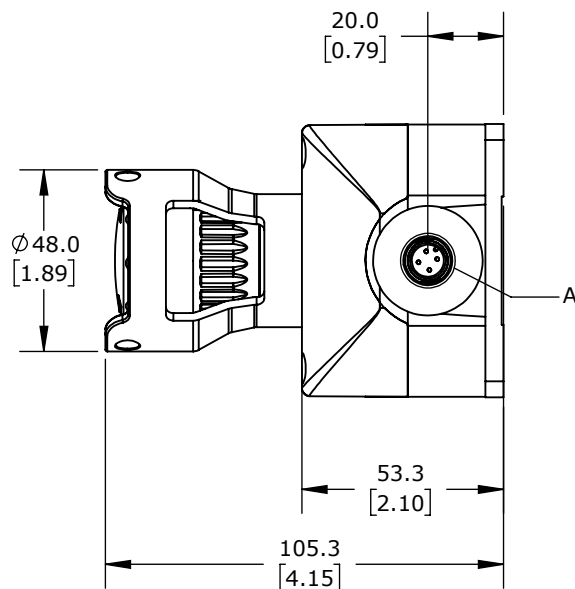


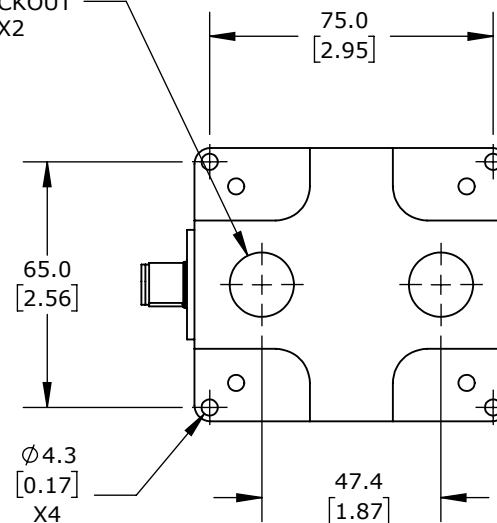
DETAIL A
SCALE 1 : 1
PINOUT DETAIL



M12-1.0
THREAD



M16
KNOCKOUT
X2



(1) PUSHBUTTON, MUSHROOM, RED, TWIST-TO-RELEASE, GUARDED AND PADLOCKABLE, (2) N.C. CONTACT(s), OPERATOR TEXT ARROW. REQUIRES 5-PIN FEMALE M12 CABLE.

COMEPI EMERGENCY STOP CONTROL STATION

SB115-105-G-M

AutomationDirect.com
1-800-633-0405



3rd
ANGLE

NOT TO
SCALE

PART DIMENSIONS MAY DIFFER SLIGHTLY
DUE TO MANUFACTURER'S VARIANCES

METRIC UNITS USED
FOR PART DESIGN

UNLESS OTHERWISE
SPECIFIED UNITS ARE:

mm
[inch]

LATEST VERSION
3/4/2025

SHEET 1 OF 1