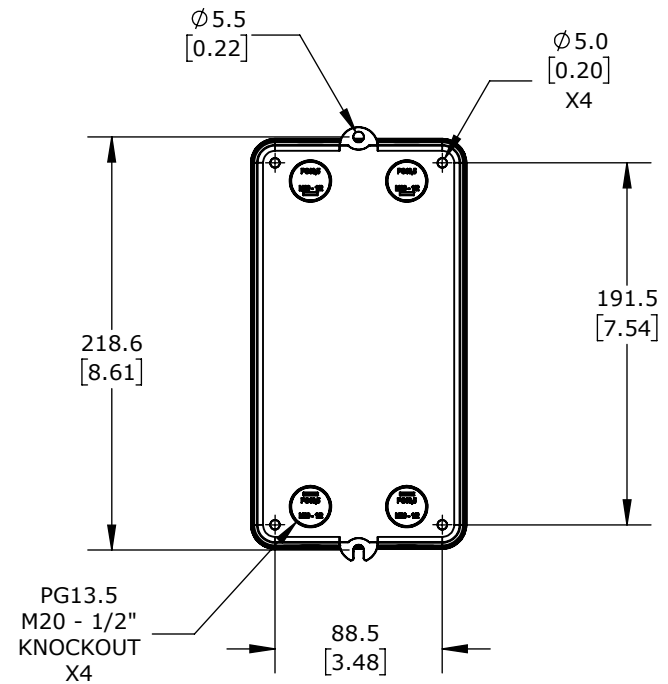
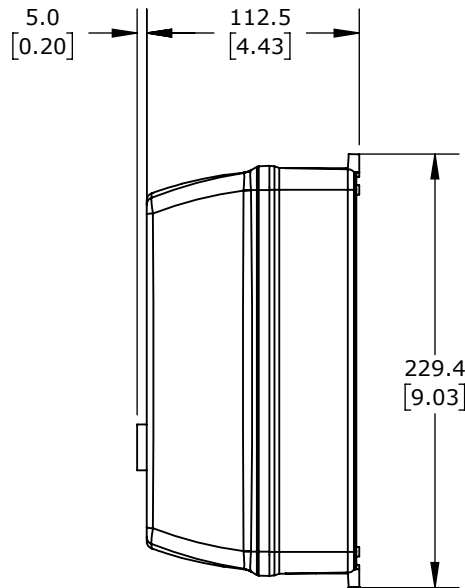
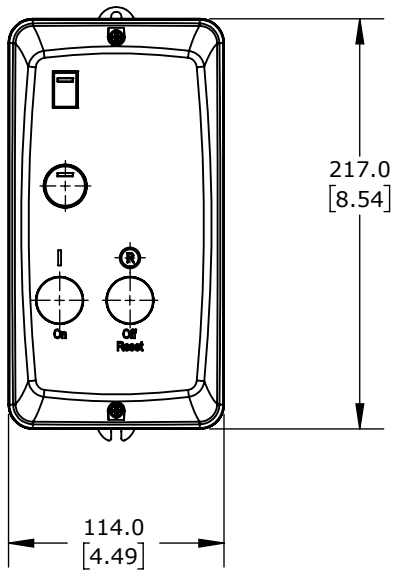
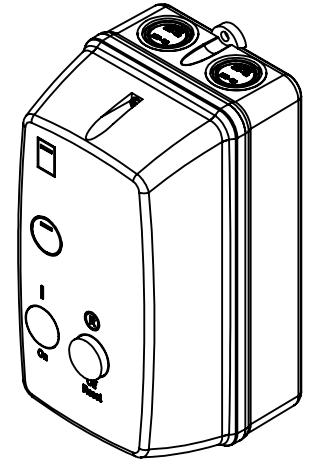
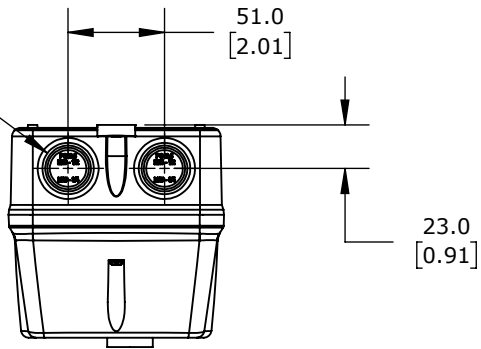


PG13.5  
M20 - 1/2"  
M25 - 3/4"  
KNOCKOUT  
X4



PUSHBUTTON, 18A, 2-POLE, 208-240 VAC (60Hz)/180-208 VAC (50Hz) COIL VOLTAGE, THERMAL OVERLOAD, 10.0-15.0.A ADJUSTABLE, NEMA 4/4X.

**WEG ELECTRIC MANUAL MOTOR STARTER**

**PESWS-B18D15AX-RM65**

AutomationDirect.com  
1-800-633-0405



3rd  
ANGLE

NOT TO  
SCALE

PART DIMENSIONS MAY DIFFER SLIGHTLY  
DUE TO MANUFACTURER'S VARIANCES

METRIC UNITS USED  
FOR PART DESIGN

UNLESS OTHERWISE  
SPECIFIED UNITS ARE:

**mm**  
[inch]

LATEST VERSION  
1/18/2023

SHEET 1 OF 1