

8X  $\phi 3.5$  THRU  
 $\perp \phi 6.0 [0.24] \nabla 3.5$

15.0  
 [0.59]

M3-0.5  
 THRU X4

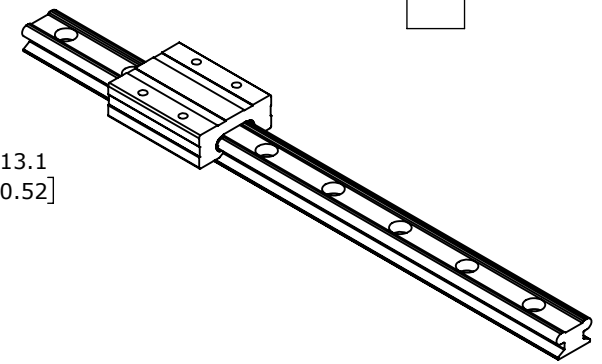
13.1  
 [0.52]

20.0  
 [0.79]

10.0  
 [0.39]

25.0  
 [0.98]

200.0  
 [7.87]



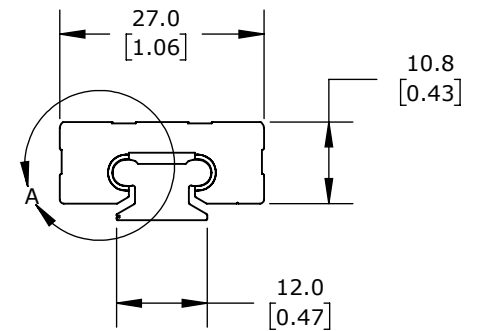
8.0  
 [0.32]

34.0  
 [1.34]

13.0  
 [0.51]

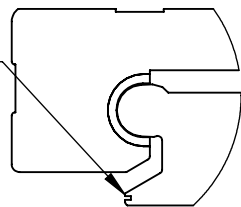
27.0  
 [1.06]

10.8  
 [0.43]



12.0  
 [0.47]

QUALIFIED  
 EDGE



DETAIL A  
 SCALE 2 : 1

CERAMIC-COATED ALUMINUM, 200 X 12 X 8mm. (1) ANODIZED ALUMINUM PLAIN BEARING CARRIAGE INCLUDED.

**PBC MINI-RAIL SERIES GUIDE TRACK**

**MR12-0200-1**

AutomationDirect.com  
 1-800-633-0405



3rd  
 ANGLE

NOT TO  
 SCALE

PART DIMENSIONS MAY DIFFER SLIGHTLY  
 DUE TO MANUFACTURER'S VARIANCES

METRIC UNITS USED  
 FOR PART DESIGN

UNLESS OTHERWISE  
 SPECIFIED UNITS ARE:

**mm**  
**[inch]**

LATEST VERSION  
 1/13/2025

SHEET 1 OF 1