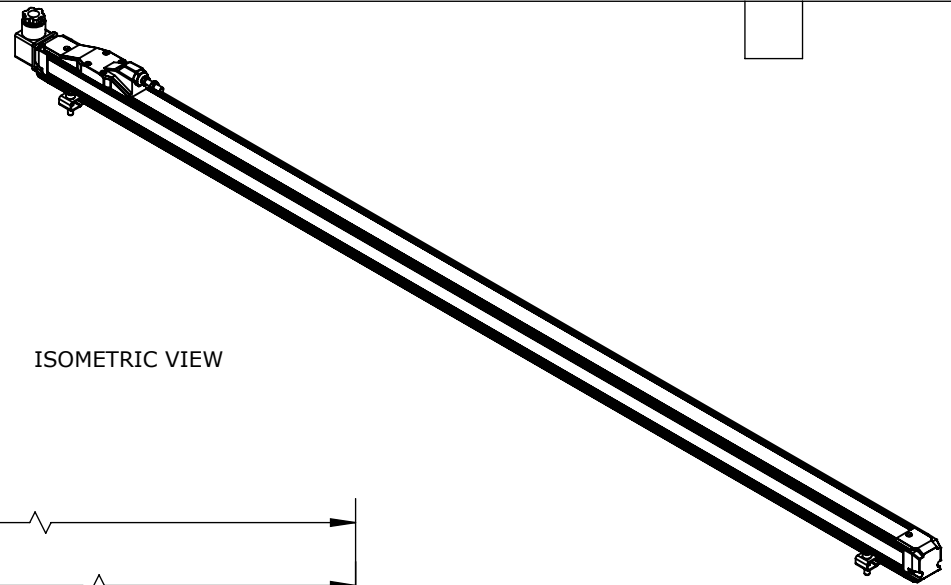

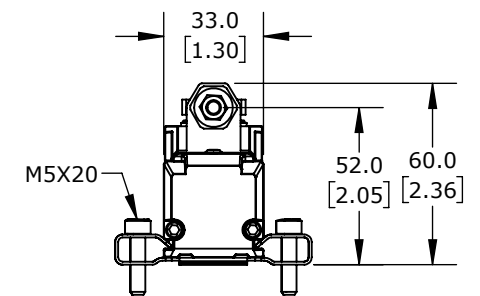
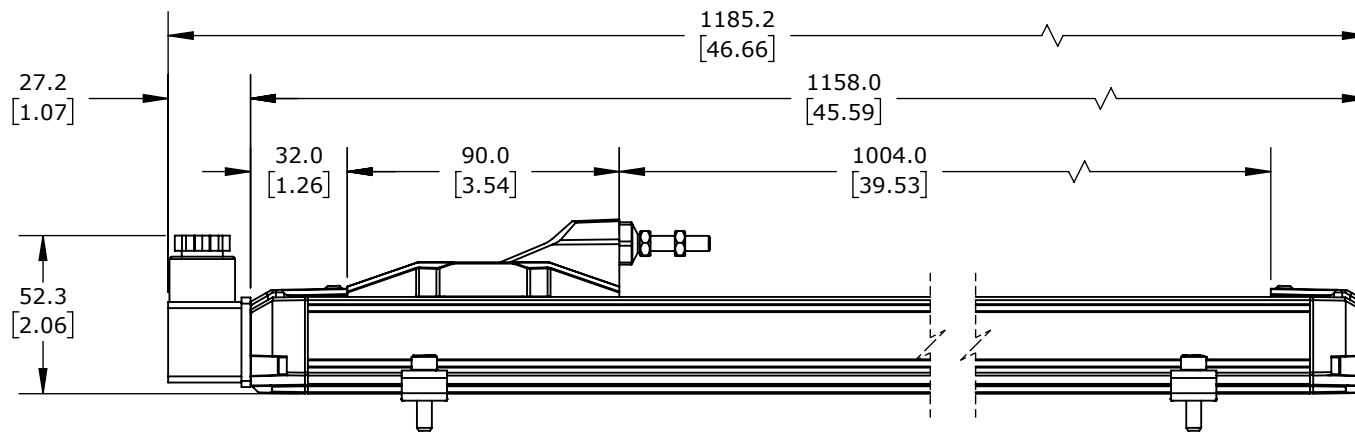


TECHNICAL SPECIFICATIONS

SLPC [MM]	1000
US [USEFUL STROKE]	1000
MS [MECHANICAL STROKE]	1004
L [TOTAL STROKE]	1186



ISOMETRIC VIEW



PROSENSE POTENTIOMETER LINEAR POSITION SENSOR, RODLESS SLIDE, 1000MM STROKE, 33 X 33 X 1158MM
BODY, CHANNEL MOUNT, 18MM DIN 43650 FORM A.

LSRS-33P-1000-D10-C1

AutomationDirect.com
1-800-633-0405



3rd
ANGLE

NOT TO
SCALE

PART DIMENSIONS MAY DIFFER SLIGHTLY
DUE TO MANUFACTURER'S VARIANCES

METRIC UNITS USED
FOR PART DESIGN

UNLESS OTHERWISE
SPECIFIED UNITS ARE:

mm
[inch]

LATEST VERSION
1/14/2025

SHEET 1 OF 1