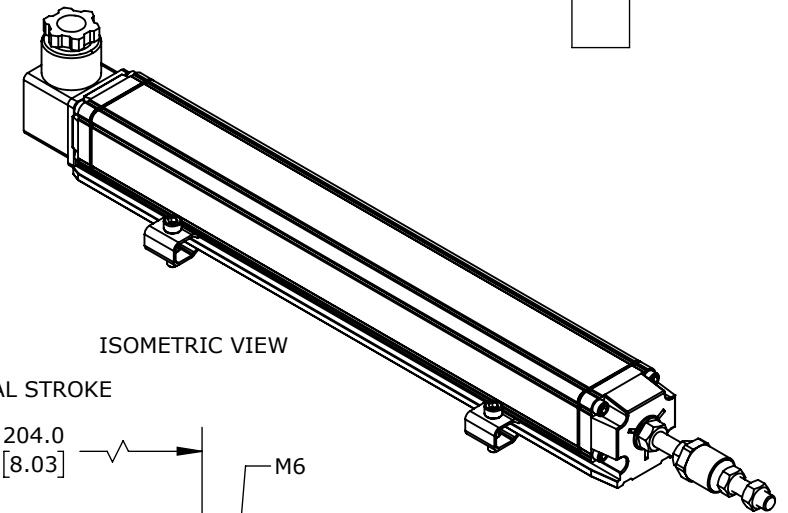


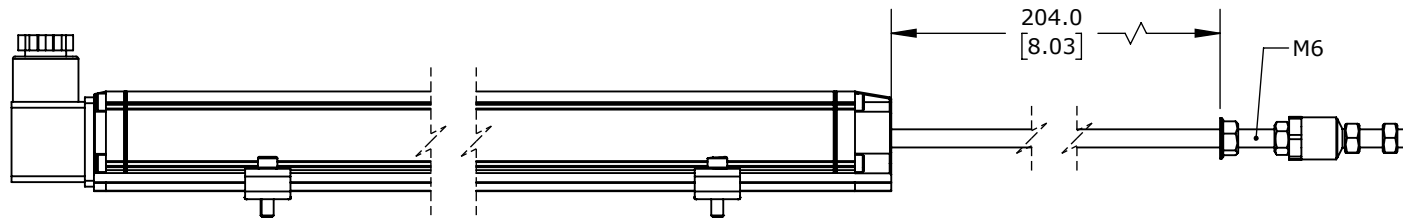
# TECHNICAL SPECIFICATIONS

SLPC [MM]	200
US [ USEFUL STROKE ]	200
MS [ MECHANICAL STROKE ]	204
L [ TOTAL LENGTH ]	339

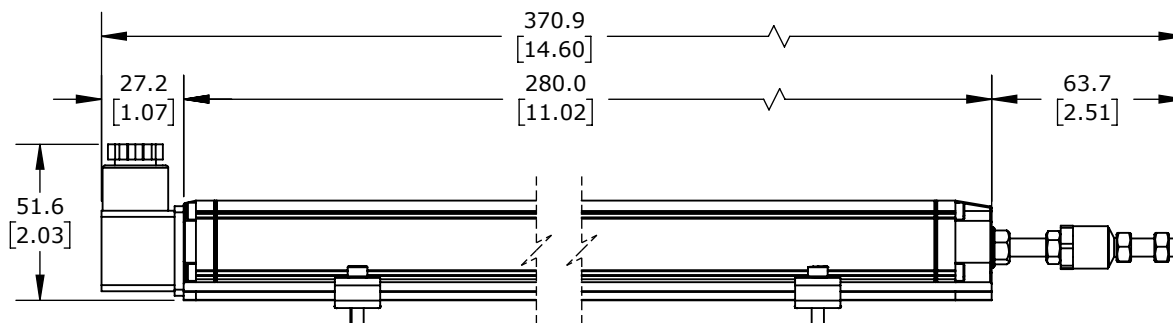


ISOMETRIC VIEW

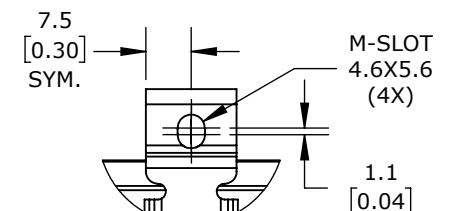
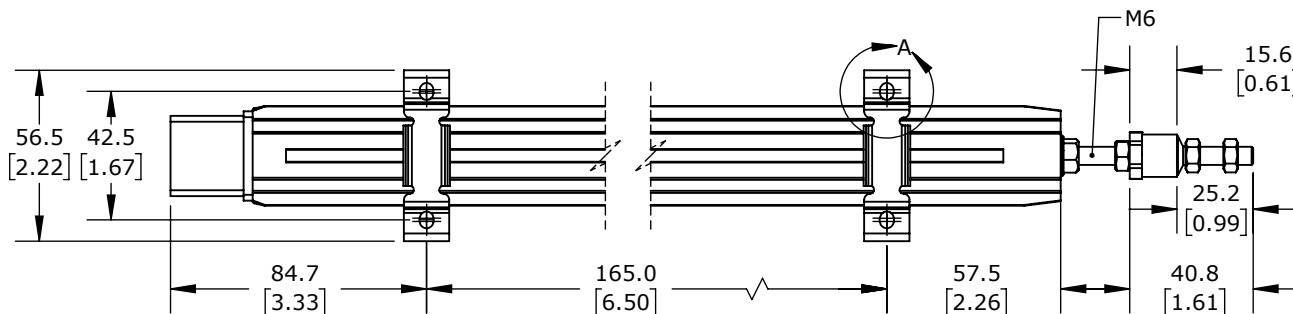
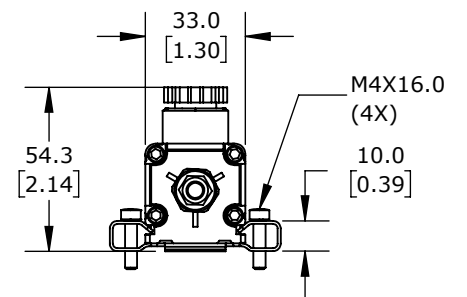
MECHANICAL STROKE



EXTENDED



RETRACTED



DETAIL A  
SCALE 2 : 2.5

PROSENSE POTENTIOMETER LINEAR POSITION SENSOR, FIXED SLIDE, 200MM STROKE, 33 X 33 X 280MM BODY, CHANNEL MOUNT, 18MM DIN 43650 FORM A.

**LSR-33P-0200-C5-C1**

AutomationDirect.com  
1-800-633-0405



3rd  
ANGLE

NOT TO  
SCALE

PART DIMENSIONS MAY DIFFER SLIGHTLY  
DUE TO MANUFACTURER'S VARIANCES

METRIC UNITS USED  
FOR PART DESIGN

UNLESS OTHERWISE  
SPECIFIED UNITS ARE:

**mm**  
[inch]

LATEST VERSION  
1/10/2025

SHEET 1 OF 1