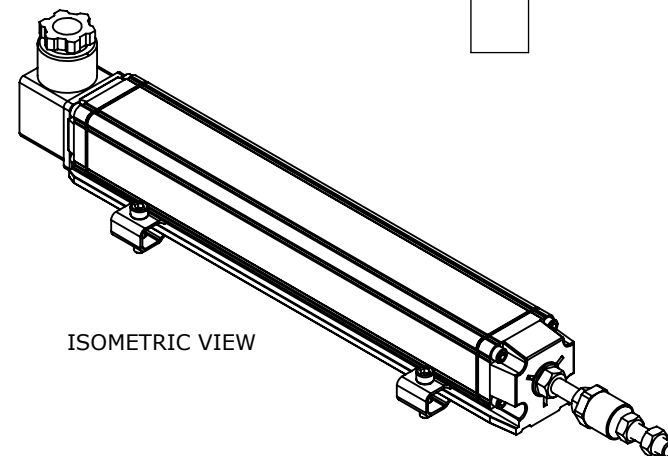
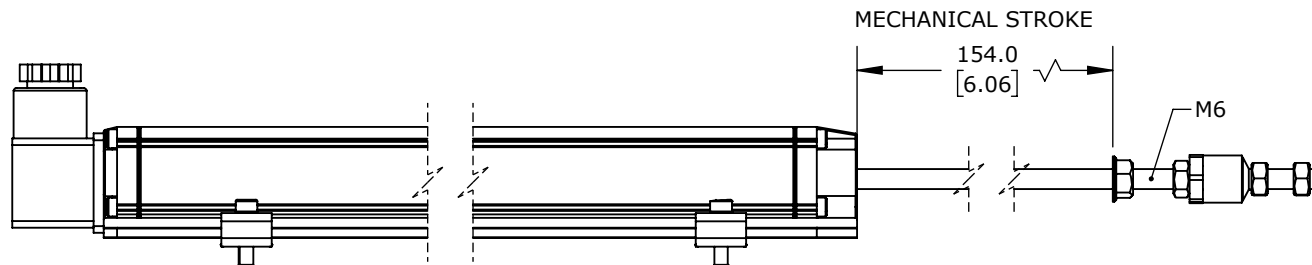


# TECHNICAL SPECIFICATIONS

SLPC [MM]	150
US [ USEFUL STROKE ]	150
MS [ MECHANICAL STROKE ]	154
L [ TOTAL LENGTH ]	289



ISOMETRIC VIEW

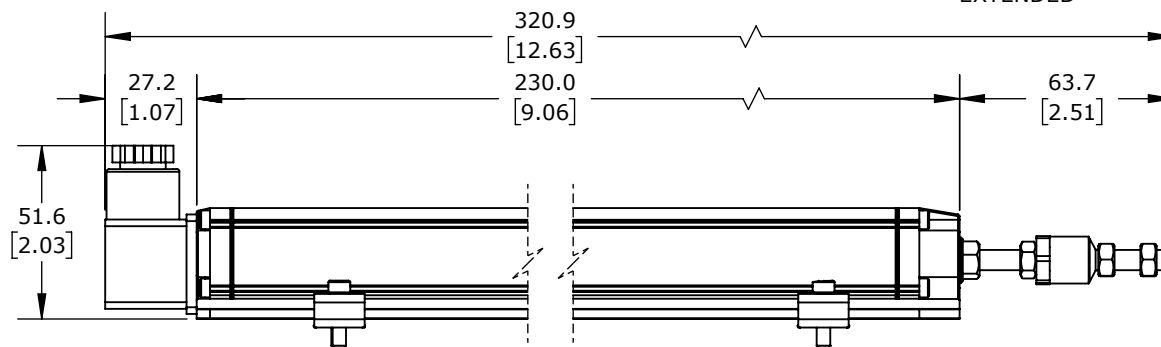


MECHANICAL STROKE

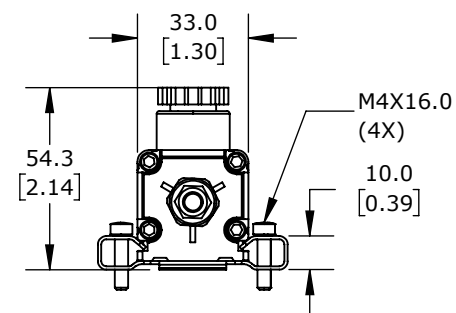
154.0  
[6.06]

M6

EXTENDED

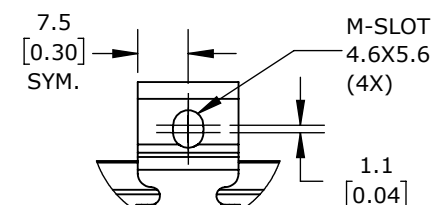
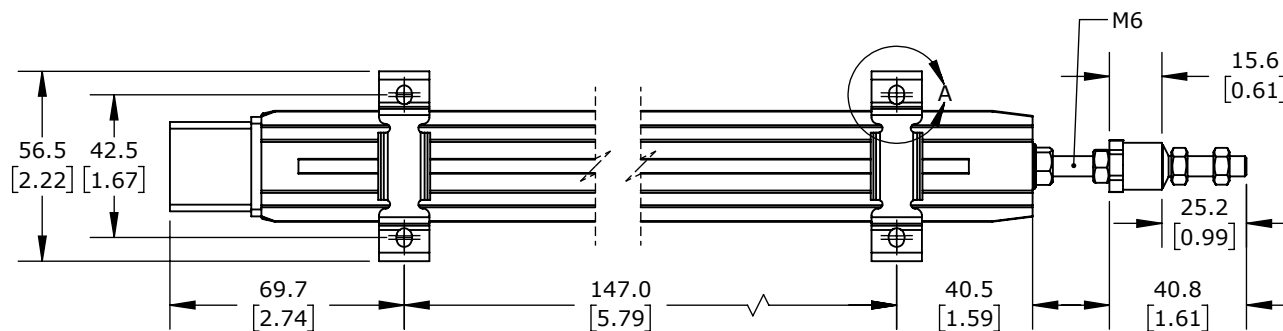


RETRACTED



M4X16.0  
(4X)

10.0  
[0.39]



DETAIL A  
SCALE 2 : 2.25

PROSENSE POTENTIOMETER LINEAR POSITION SENSOR, FIXED SLIDE, 150MM STROKE, 33 X 33 X 230MM BODY, CHANNEL MOUNT, 18MM DIN 43650 FORM A.

LSR-33P-0150-C5-C1

AutomationDirect.com  
1-800-633-0405



3rd  
ANGLE

NOT TO  
SCALE

PART DIMENSIONS MAY DIFFER SLIGHTLY  
DUE TO MANUFACTURER'S VARIANCES

METRIC UNITS USED  
FOR PART DESIGN

UNLESS OTHERWISE  
SPECIFIED UNITS ARE:

mm  
[inch]

LATEST VERSION  
1/10/2025

SHEET 1 OF 1