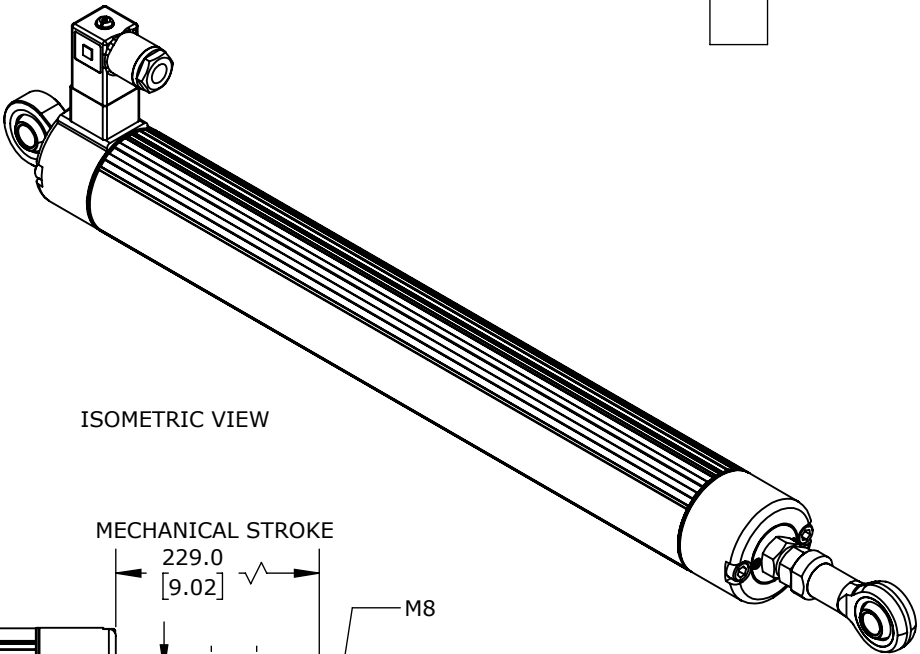
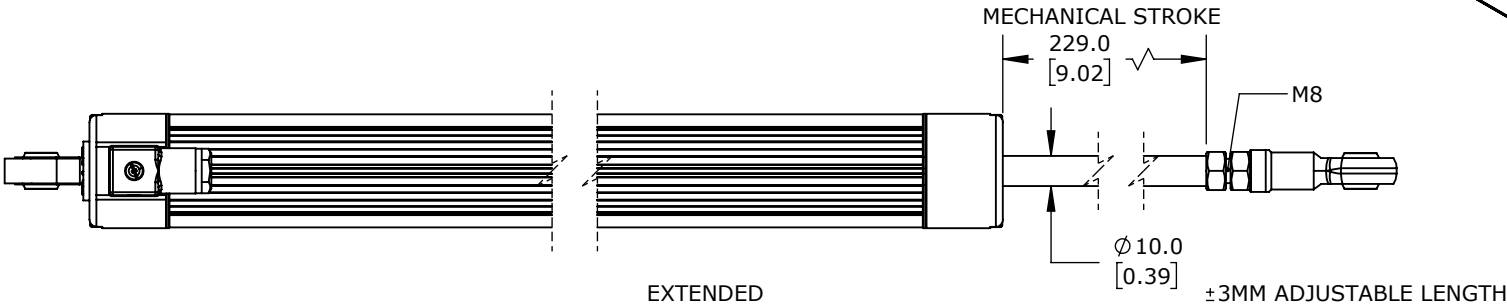


TECHNICAL SPECIFICATIONS

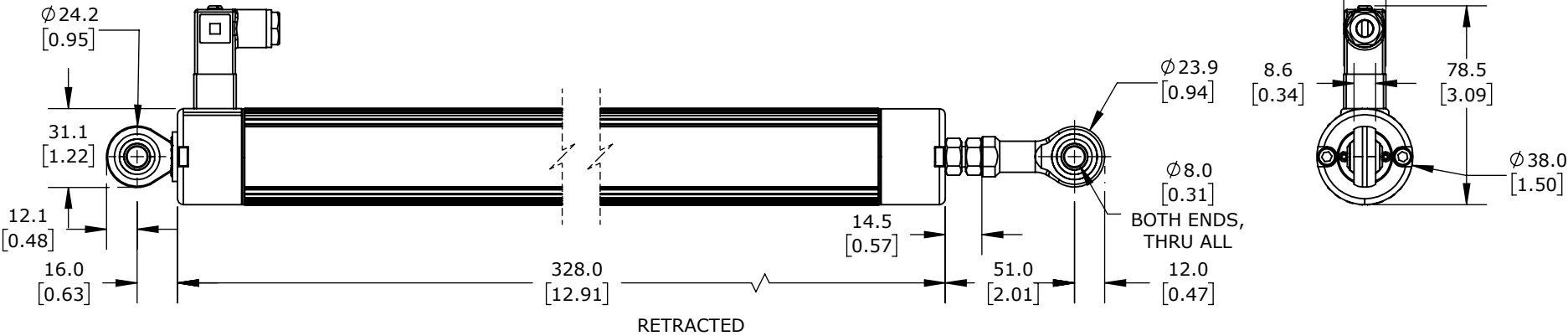
SLPC [MM]	225
US [USEFUL STROKE]	225
MS [MECHANICAL STROKE]	229
L [TOTAL LENGTH]	397



ISOMETRIC VIEW



EXTENDED



RETRACTED

PROSENSE POTENTIOMETER LINEAR POSITION SENSOR, PIVOTING SLIDE, 225MM STROKE, 38MM DIAMETER X 328MM BODY, ROD EYES MOUNT, 8MM DIN 43650 FORM C.

LCR-38P-0225-D5-C1

AutomationDirect.com
1-800-633-0405



3rd
ANGLE

NOT TO
SCALE

PART DIMENSIONS MAY DIFFER SLIGHTLY
DUE TO MANUFACTURER'S VARIANCES

METRIC UNITS USED
FOR PART DESIGN

UNLESS OTHERWISE
SPECIFIED UNITS ARE:

mm
[inch]

LATEST VERSION
1/15/2025

SHEET 1 OF 1