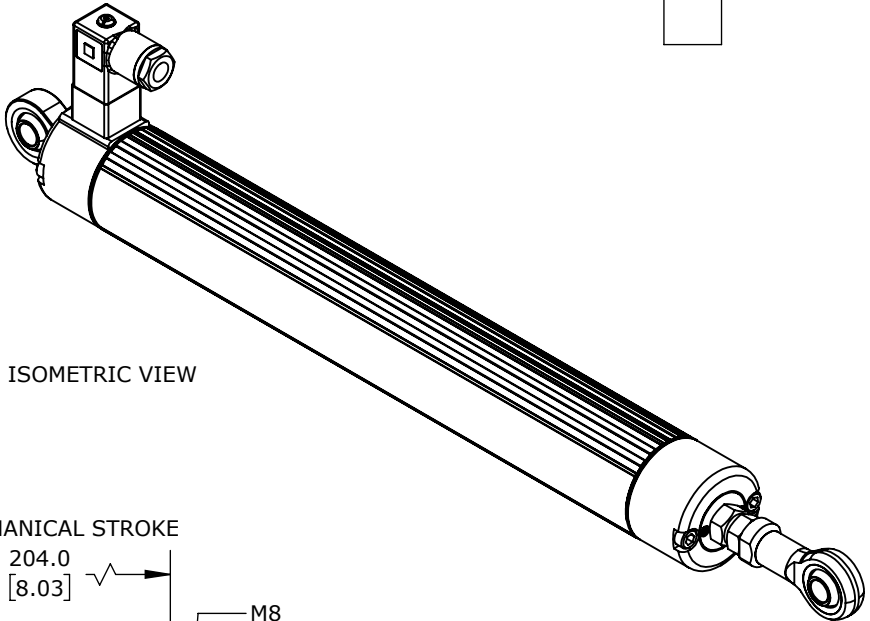
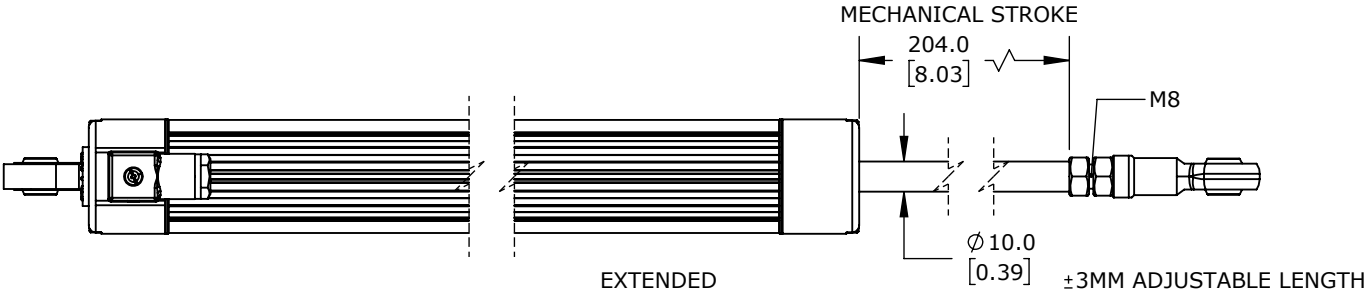


TECHNICAL SPECIFICATIONS

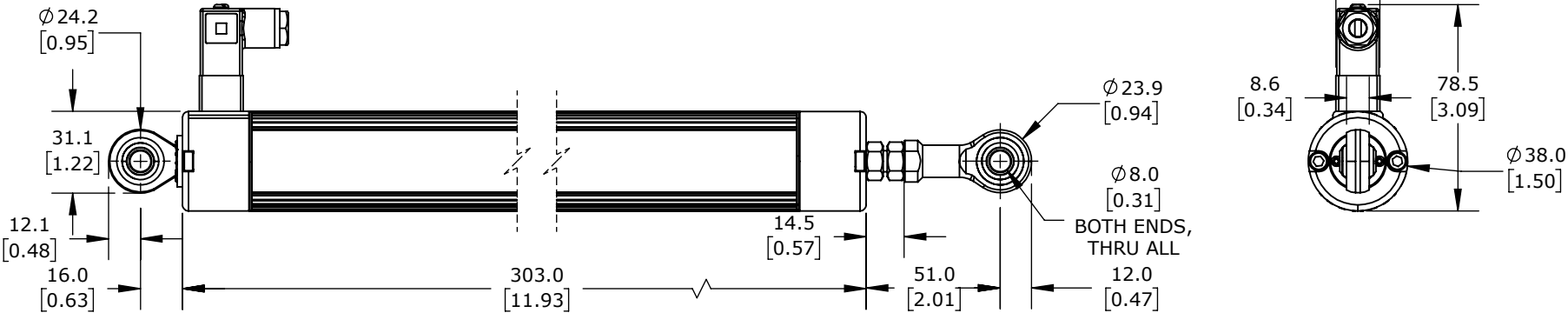
SLPC [MM]	200
US [ USEFUL STROKE ]	200
MS [ MECHANICAL STROKE ]	204
L [ TOTAL LENGTH ]	372



ISOMETRIC VIEW



EXTENDED



RETRACTED

PROSENSE POTENTIOMETER LINEAR POSITION SENSOR, PIVOTING SLIDE, 200MM STROKE, 38MM DIAMETER X 303MM BODY, ROD EYES MOUNT, 8MM DIN 43650 FORM C.

LCR-38P-0200-C5-C1

AutomationDirect.com  
1-800-633-0405



3rd  
ANGLE

NOT TO  
SCALE

PART DIMENSIONS MAY DIFFER SLIGHTLY  
DUE TO MANUFACTURER'S VARIANCES

METRIC UNITS USED  
FOR PART DESIGN

UNLESS OTHERWISE  
SPECIFIED UNITS ARE:

mm  
[inch]

LATEST VERSION  
1/15/2025

SHEET 1 OF 1