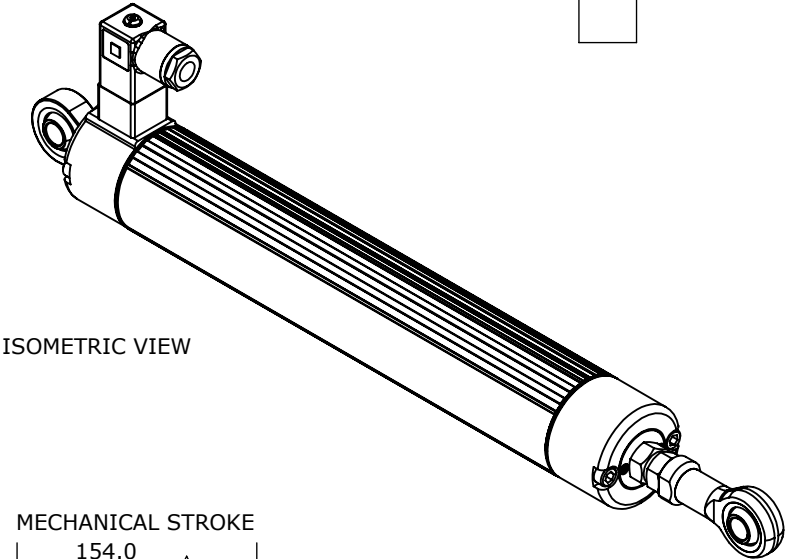
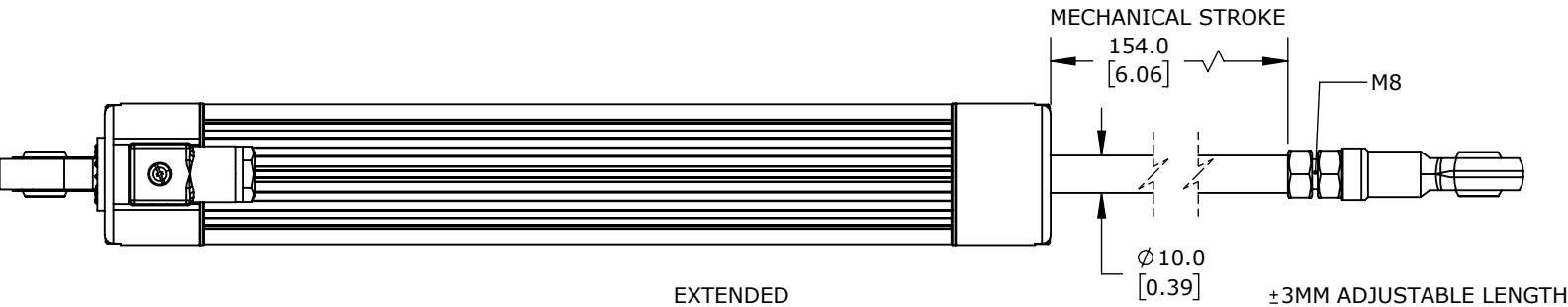


TECHNICAL SPECIFICATIONS

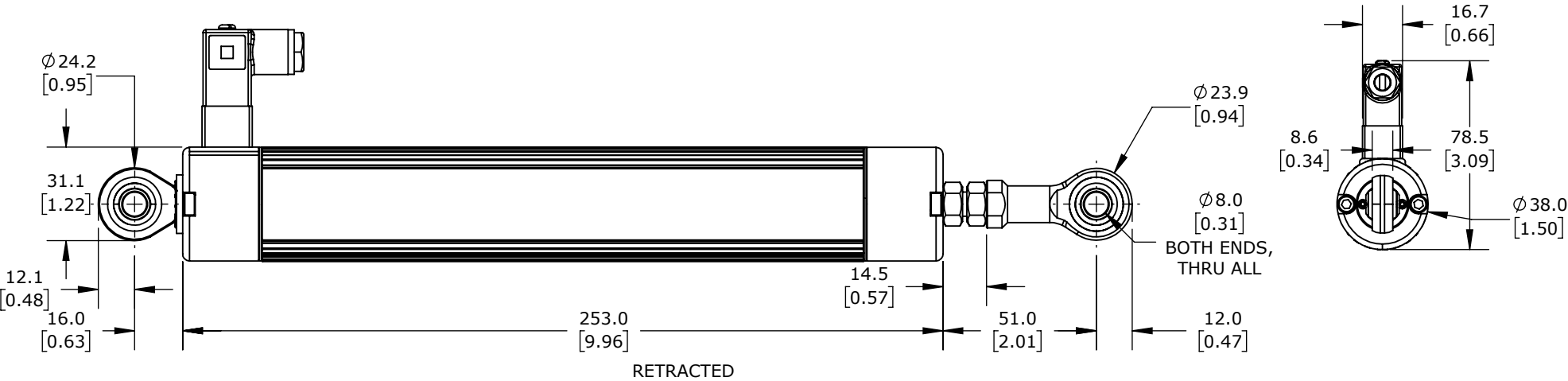
SLPC [MM]	150
US [ USEFUL STROKE ]	150
MS [ MECHANICAL STROKE ]	154
L [ TOTAL LENGTH ]	322



ISOMETRIC VIEW



EXTENDED



RETRACTED

PROSENSE POTENTIOMETER LINEAR POSITION SENSOR, PIVOTING SLIDE, 150MM STROKE, 38MM DIAMETER X 253MM BODY, ROD EYES MOUNT, 8MM DIN 43650 FORM C.

LCR-38P-0150-C5-C1

AutomationDirect.com  
1-800-633-0405



3rd  
ANGLE

NOT TO  
SCALE

PART DIMENSIONS MAY DIFFER SLIGHTLY  
DUE TO MANUFACTURER'S VARIANCES

METRIC UNITS USED  
FOR PART DESIGN

UNLESS OTHERWISE  
SPECIFIED UNITS ARE:

mm  
[inch]

LATEST VERSION  
1/15/2025

SHEET 1 OF 1