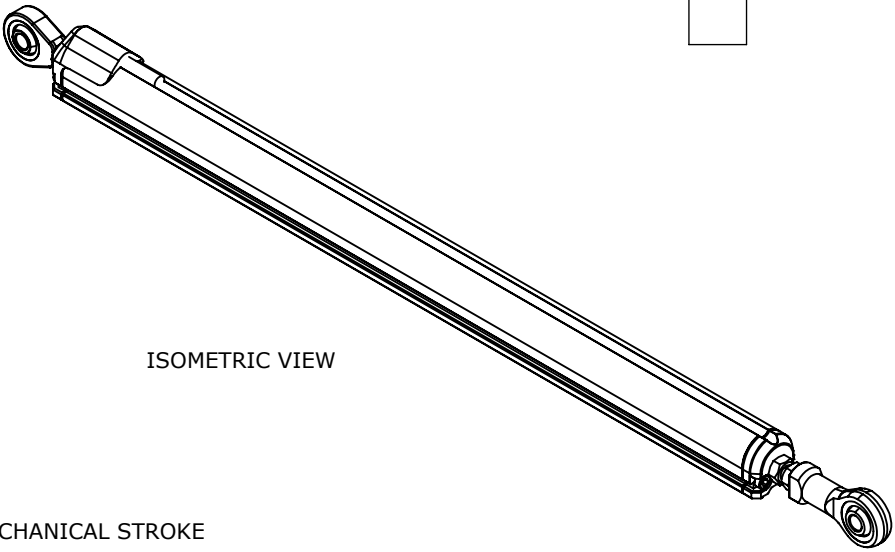


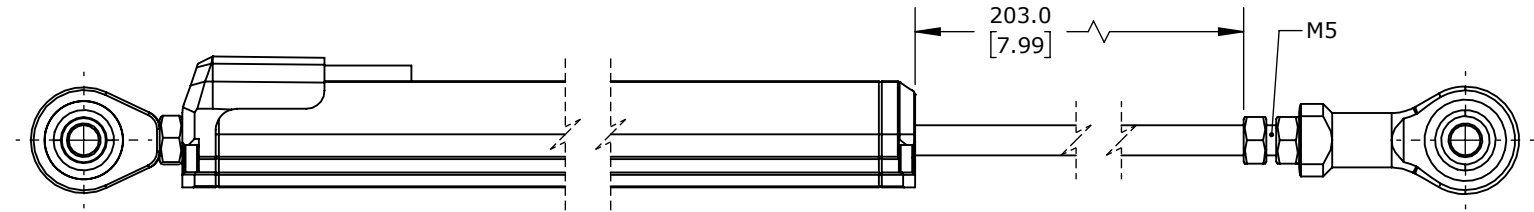
TECHNICAL SPECIFICATIONS

SLPC [MM]	250
US [USEFUL STROKE]	250
MS [MECHANICAL STROKE]	253
L [TOTAL LENGTH]	351



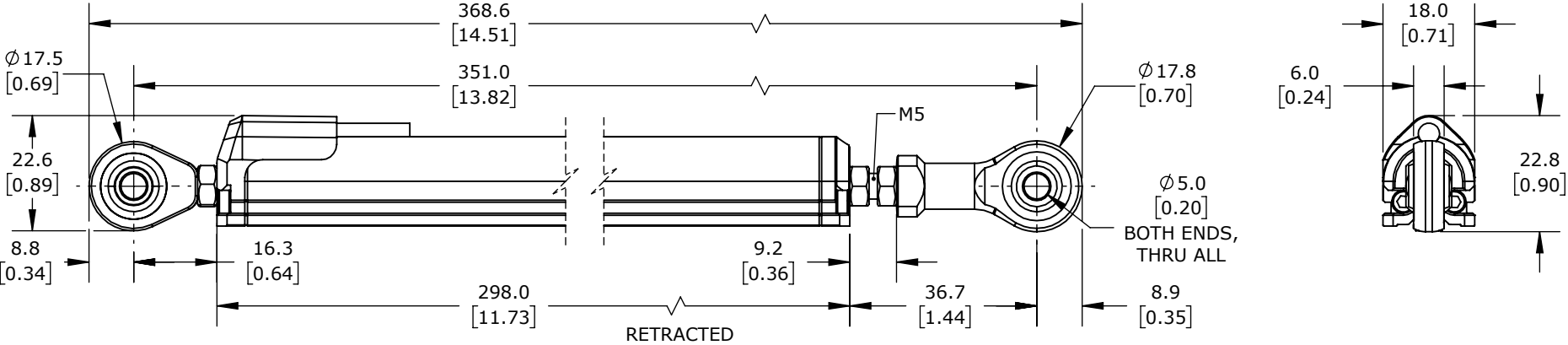
ISOMETRIC VIEW

MECHANICAL STROKE



EXTENDED

±5MM ADJUSTABLE LENGTH



PROSENSE POTENTIOMETER LINEAR POSITION SENSOR, PIVOTING SLIDE, 250MM STROKE, 18MM DIAMETER X 298MM BODY, ROD EYES MOUNT, PIGTAIL, 3.2FT/1M CABLE LENGTH.

LCR-18P-0250-D5-1A

AutomationDirect.com
1-800-633-0405



3rd
ANGLE

NOT TO
SCALE

PART DIMENSIONS MAY DIFFER SLIGHTLY
DUE TO MANUFACTURER'S VARIANCES

METRIC UNITS USED
FOR PART DESIGN

UNLESS OTHERWISE
SPECIFIED UNITS ARE:

mm
[inch]

LATEST VERSION
1/9/2025

SHEET 1 OF 1