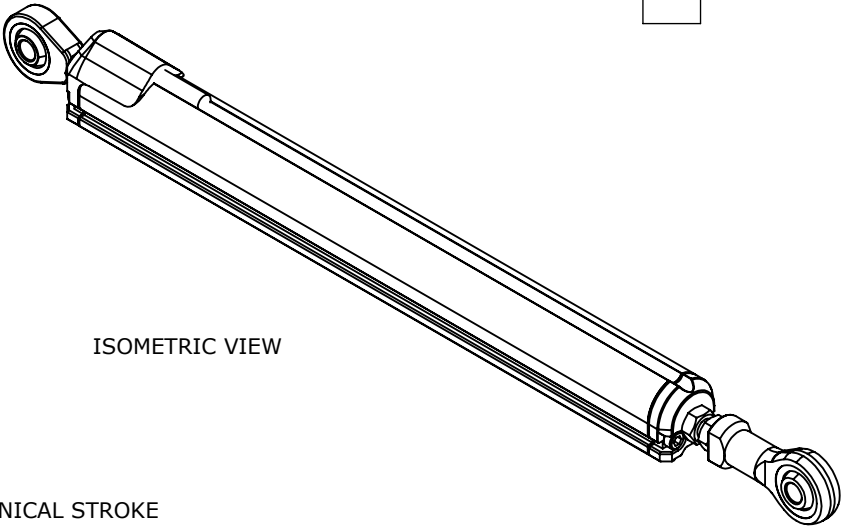


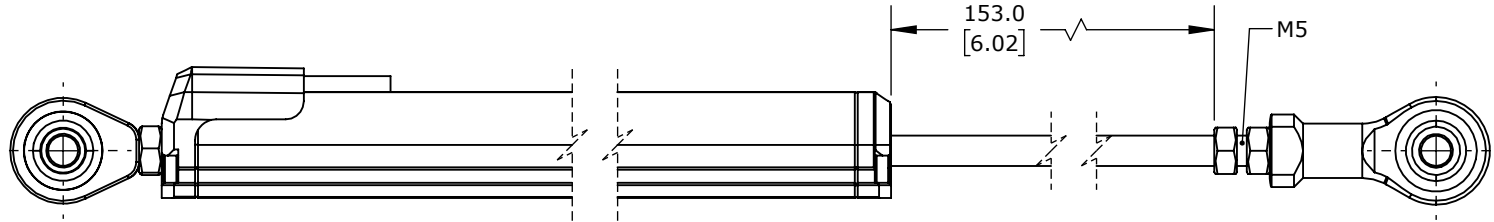
TECHNICAL SPECIFICATIONS

SLPC [MM]	150
US [ USEFUL STROKE ]	150
MS [ MECHANICAL STROKE ]	153
L [ TOTAL LENGTH ]	251



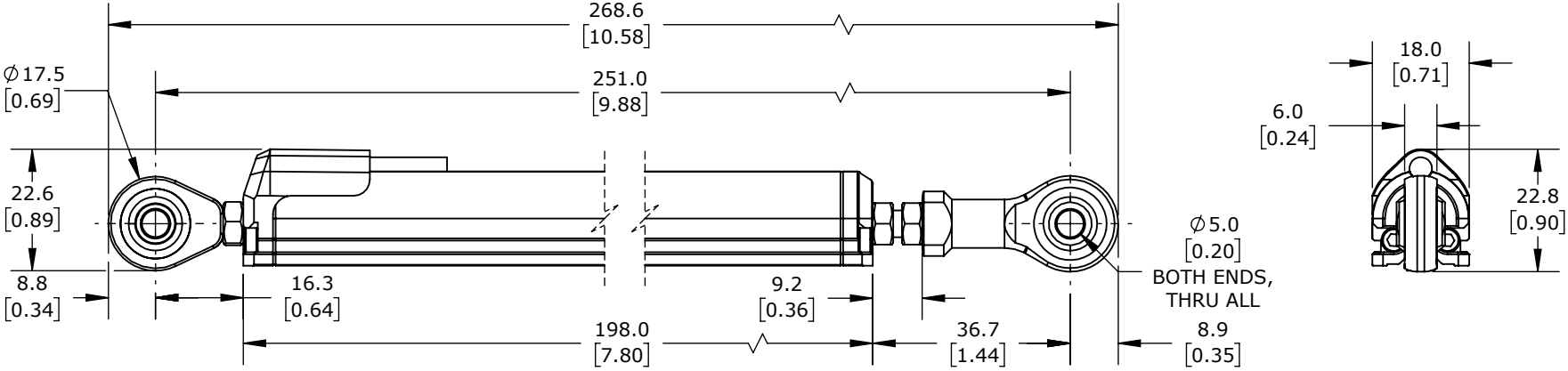
ISOMETRIC VIEW

MECHANICAL STROKE



EXTENDED

±5MM ADJUSTABLE LENGTH



RETRACTED

PROSENSE POTENTIOMETER LINEAR POSITION SENSOR, PIVOTING SLIDE, 150MM STROKE, 18MM DIAMETER X 198MM BODY, ROD EYES MOUNT, PIGTAIL, 3.2FT/1M CABLE LENGTH.

LCR-18P-0150-C5-1A

AutomationDirect.com  
1-800-633-0405



3rd  
ANGLE

NOT TO  
SCALE

PART DIMENSIONS MAY DIFFER SLIGHTLY  
DUE TO MANUFACTURER'S VARIANCES

METRIC UNITS USED  
FOR PART DESIGN

UNLESS OTHERWISE  
SPECIFIED UNITS ARE:

mm  
[inch]

LATEST VERSION  
1/8/2025

SHEET 1 OF 1