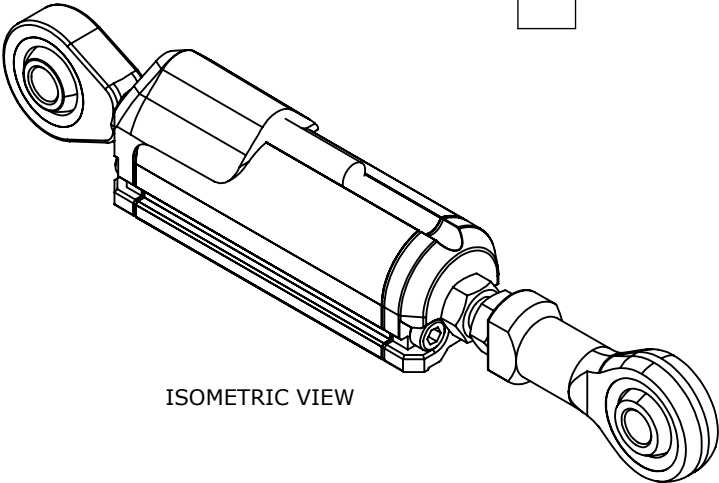
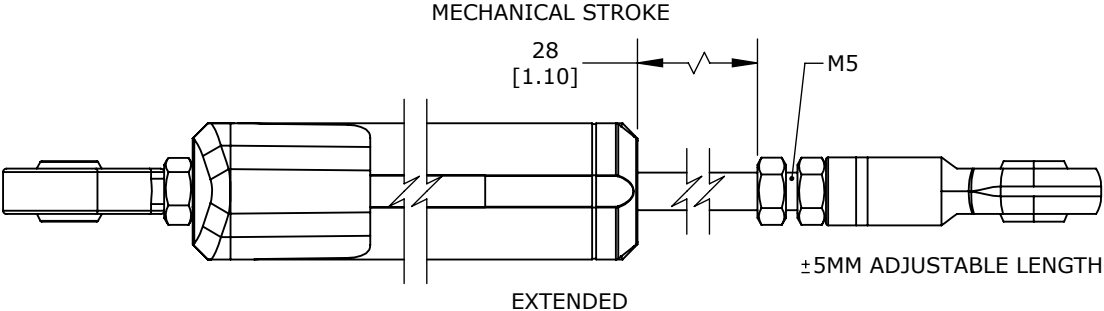


TECHNICAL SPECIFICATIONS

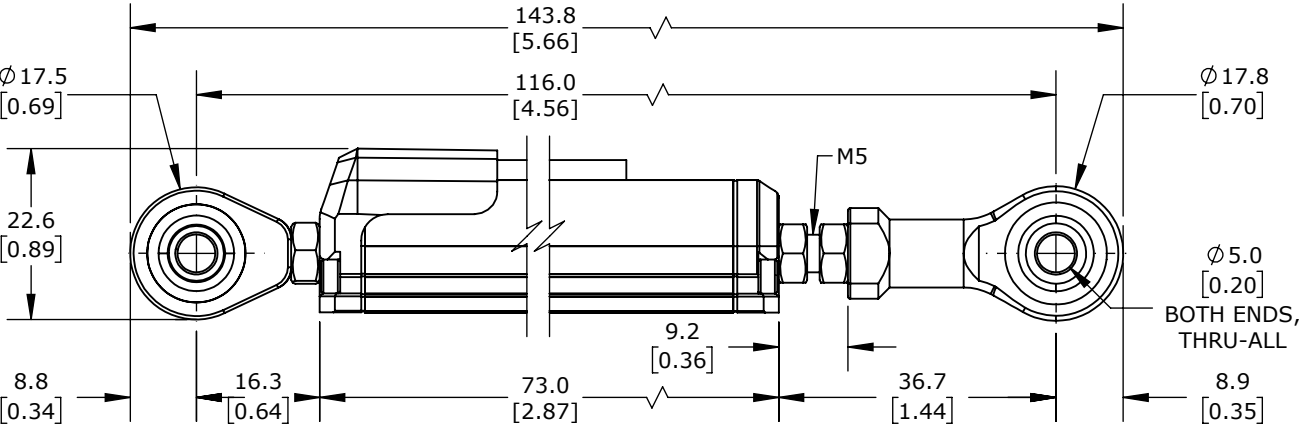
|                          |     |
|--------------------------|-----|
| SLPC [MM]                | 25  |
| US [ USEFUL STROKE ]     | 25  |
| MS [ MECHANICAL STROKE ] | 28  |
| L [ TOTAL LENGTH ]       | 116 |



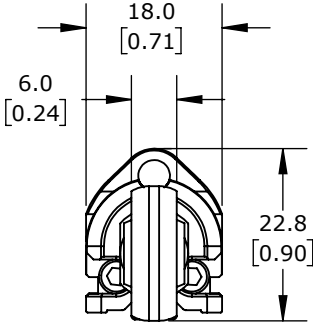
ISOMETRIC VIEW



EXTENDED



RETRACTED



PROSENSE POTENTIOMETER LINEAR POSITION SENSOR, PIVOTING SLIDE, 25MM STROKE, 33 X 33 X 247MM BODY, ROD EYES MOUNT, PIGTAIL, 3.2FT/1M CABLE LENGTH.

LCR-18P-0025-A2-1A

AutomationDirect.com  
1-800-633-0405



3rd  
ANGLE

NOT TO  
SCALE

PART DIMENSIONS MAY DIFFER SLIGHTLY  
DUE TO MANUFACTURER'S VARIANCES

METRIC UNITS USED  
FOR PART DESIGN

UNLESS OTHERWISE  
SPECIFIED UNITS ARE:

mm  
[inch]

LATEST VERSION  
10/4/2024

SHEET 1 OF 1