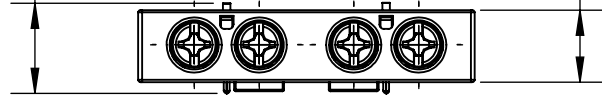
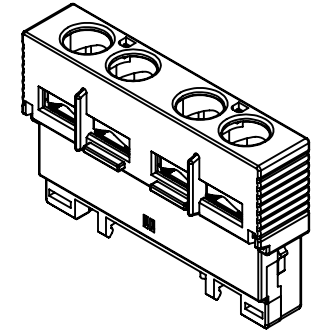


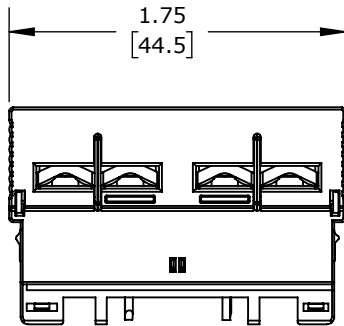
0.47
[11.9]



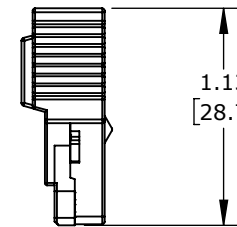
0.37
[9.5]



1.75
[44.5]



1.13
[28.7]



FRONT MOUNT, (1) N.O./ (1) N.C. CONTACT(s), 1A @ 300 VAC, SCREW TERMINAL. FOR USE WITH SCHNEIDER ELECTRIC GP2E01 TO GP2E32 MANUAL MOTOR PROTECTORS.

SCHNEIDER ELECTRIC AUX CONTACT

GPEFC11

AutomationDirect.com
1-800-633-0405



3rd
ANGLE

NOT TO
SCALE

PART DIMENSIONS MAY DIFFER SLIGHTLY
DUE TO MANUFACTURER'S VARIANCES

INCH UNITS USED FOR
PART DESIGN

UNLESS OTHERWISE
SPECIFIED UNITS ARE:

inch
[mm]

LATEST VERSION
8/31/2023

SHEET 1 OF 1