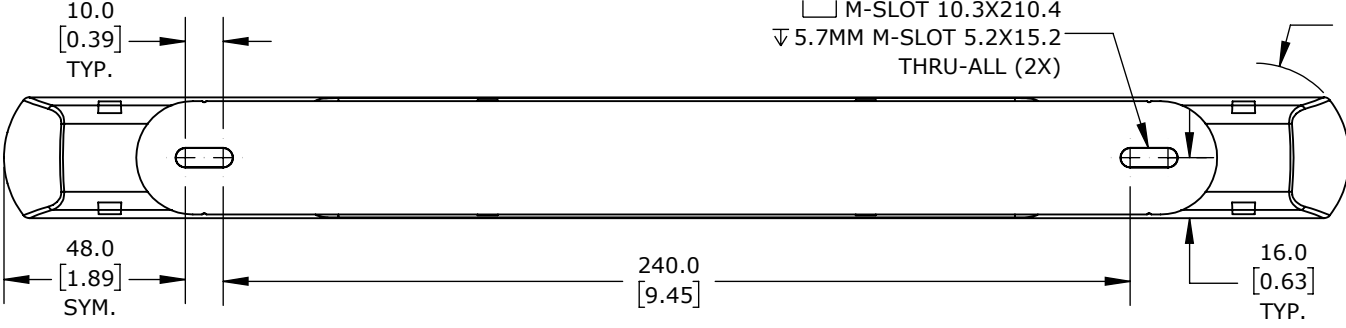
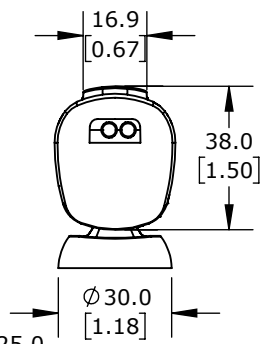
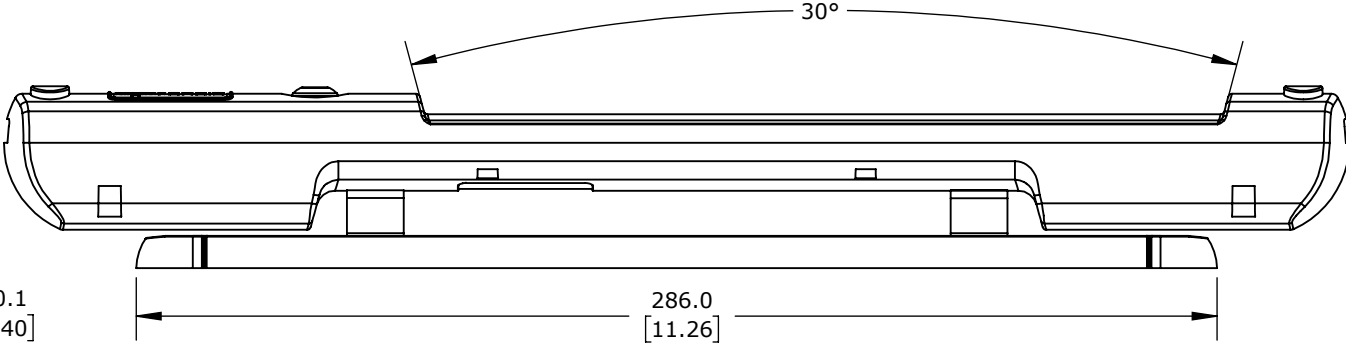
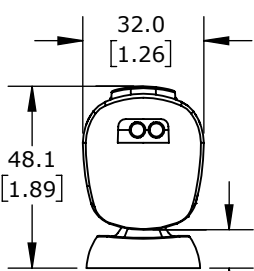



ISOMETRIC VIEW



FANDIS LUMEIS ENCLOSURE LIGHTS

FLL-C3006UITM

AutomationDirect.com  
1-800-633-0405

3rd ANGLE	NOT TO SCALE	PART DIMENSIONS MAY DIFFER SLIGHTLY DUE TO MANUFACTURER'S VARIANCES	METRIC UNITS USED FOR PART DESIGN	UNLESS OTHERWISE SPECIFIED UNITS ARE: mm [inch]	MODEL REV. --	DRAWING DATE 1/2/2026	SHEET 1 OF 1
-----------	--------------	---	-----------------------------------	---	---------------	-----------------------	--------------