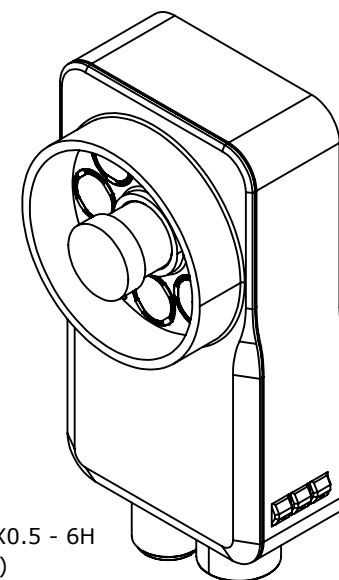
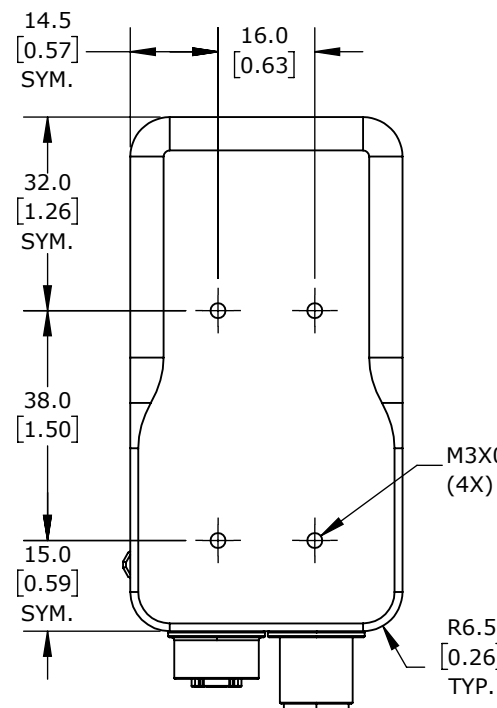
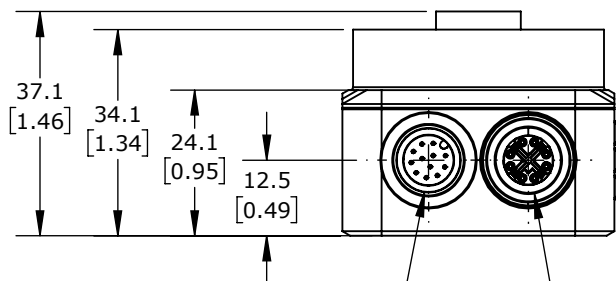


LED, YELLOW TRIGGER
LED, YELLOW LAN
LED, GREEN OPERATION



ISOMETRIC VIEW



M12 12-PIN
QUICK DISCONNECT
SEE DETAIL A

M12 8-PIN
QUICK DISCONNECT
SEE DETAIL B

DETAIL A
SCALE 2 : 1.25

12-PIN A-CODED		
	1 SPS_IN0	7 +UB
	2 SPS_IN1	8 GND
	3 SPS_OUT_2	9 NC
	4 SPS_OUT_3	10 TRIGGER IN
	5 READY	11 SPS_OUT_0
	6 COMMON INTERFACE	12 SPS_OUT_1

DETAIL B
SCALE 2 : 1.25

8-PIN X-CODED		
	1 LAN A+	5 LAN D+
	2 LAN A-	6 LAN D-
	3 LAN B+	7 LAN C-
	4 LAN B-	8 LAN C+

DI-SORIC CS60 SERIES 2D VISION CAMERA, 50 -515MM OPERATING DISTANCE, LOCALIZATION, DETECTION, COUNTING, READ CODE, AND MEASUREMENT, 1440 X 1080 RESOLUTION, WHITE AND RED LIGHT EMISSION, TCP/IP, FTP CLIENT, SFTP CLIENT, PROFINET CLIENT AND ETHERNET/IP CLIENT, IP67.

CS60-BM38-EP15_400ID

AutomationDirect.com
1-800-633-0405



3rd
ANGLE

NOT TO
SCALE

PART DIMENSIONS MAY DIFFER SLIGHTLY
DUE TO MANUFACTURER'S VARIANCES

METRIC UNITS USED
FOR PART DESIGN

UNLESS OTHERWISE
SPECIFIED UNITS ARE:

mm
[inch]

LATEST VERSION
2/14/2025

SHEET 1 OF 1