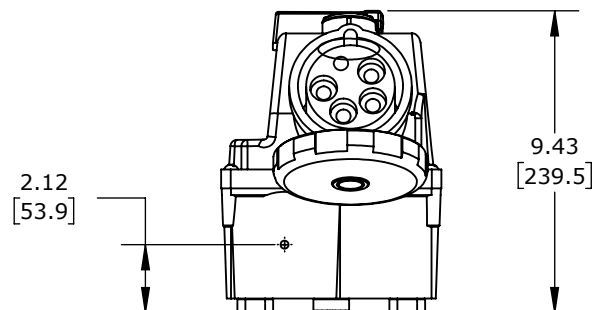
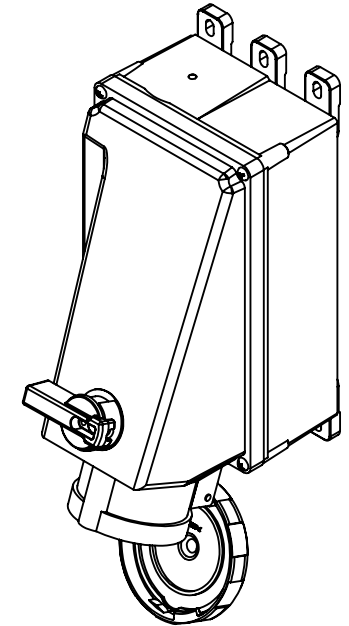
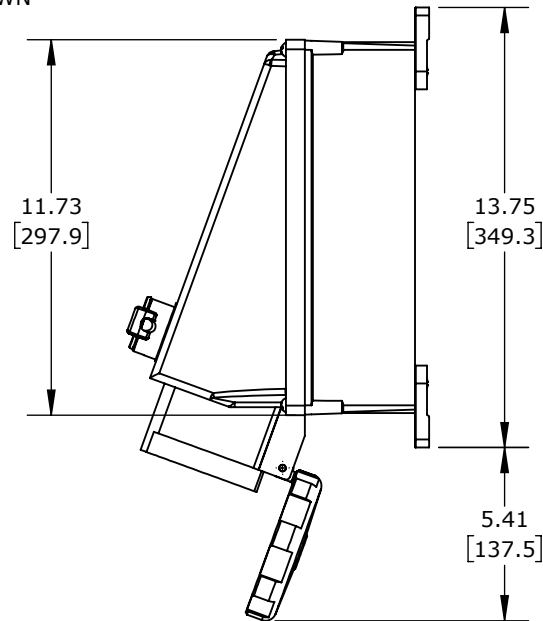


OPTIONAL MOUNTING
POSITION SHOWN



LOAD BREAK CAPABLE, 3-POLE, 600 VAC, 100A, 3-PHASE, 4-POLE, 5-WIRE, 9 HOUR
PIN AND SLEEVE RECEPTACLE, 10KA SCCR, 11.9IN X6.9IN X9.3IN HOUSING.

BRYANT PIN AND SLEEVE MECHANICAL INTERLOCK

BRY5100MI9W

AutomationDirect.com
1-800-633-0405



3rd
ANGLE

NOT TO
SCALE

PART DIMENSIONS MAY DIFFER SLIGHTLY
DUE TO MANUFACTURER'S VARIANCES

INCH UNITS USED FOR
PART DESIGN

UNLESS OTHERWISE
SPECIFIED UNITS ARE:

inch
[mm]

LATEST VERSION
2/15/2023

SHEET 1 OF 1